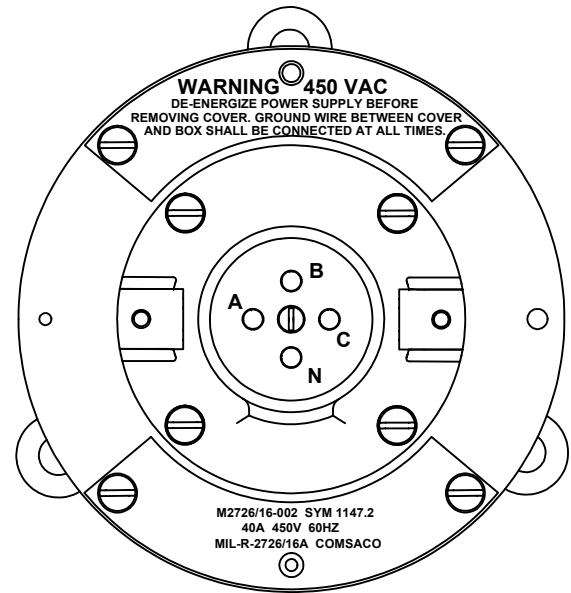
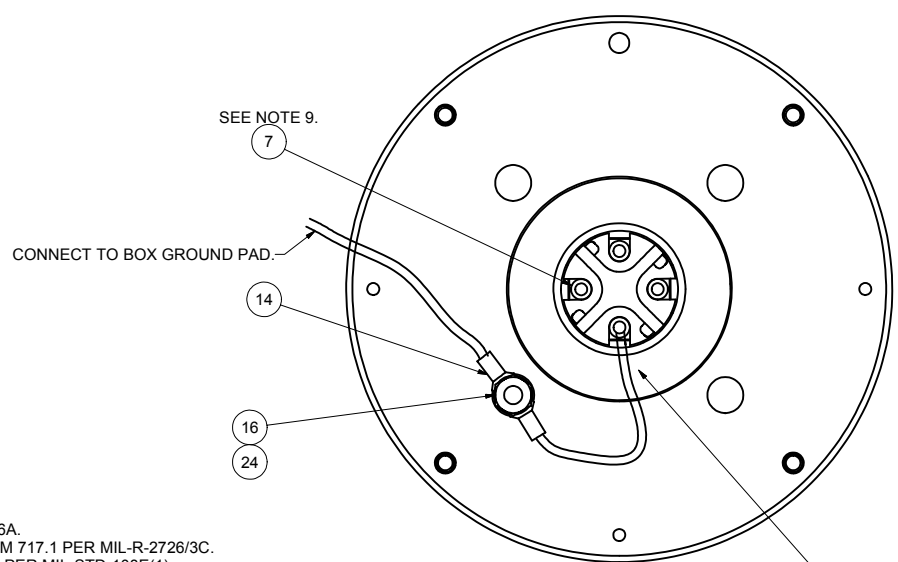
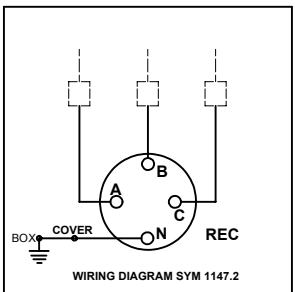
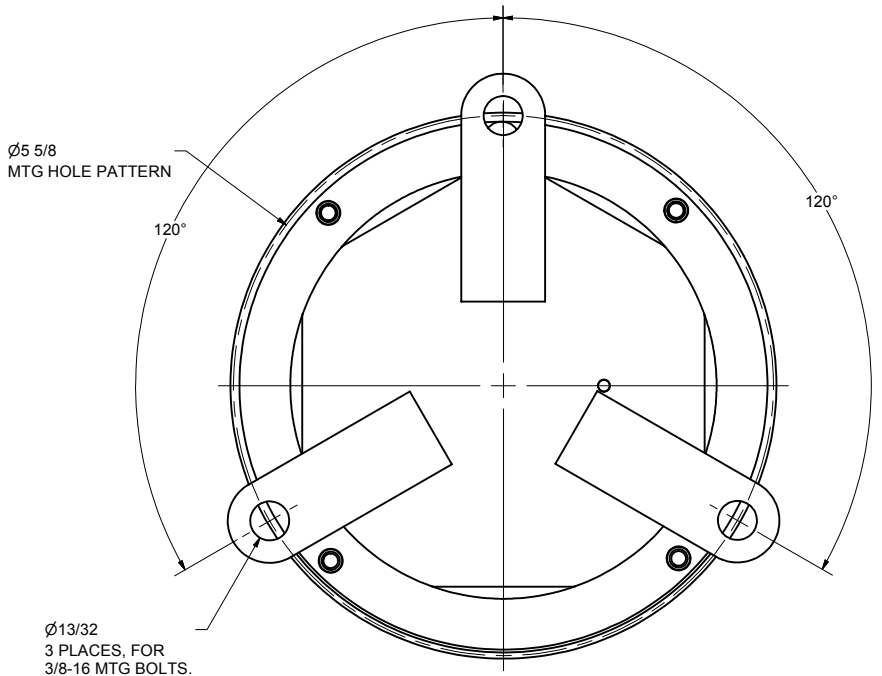
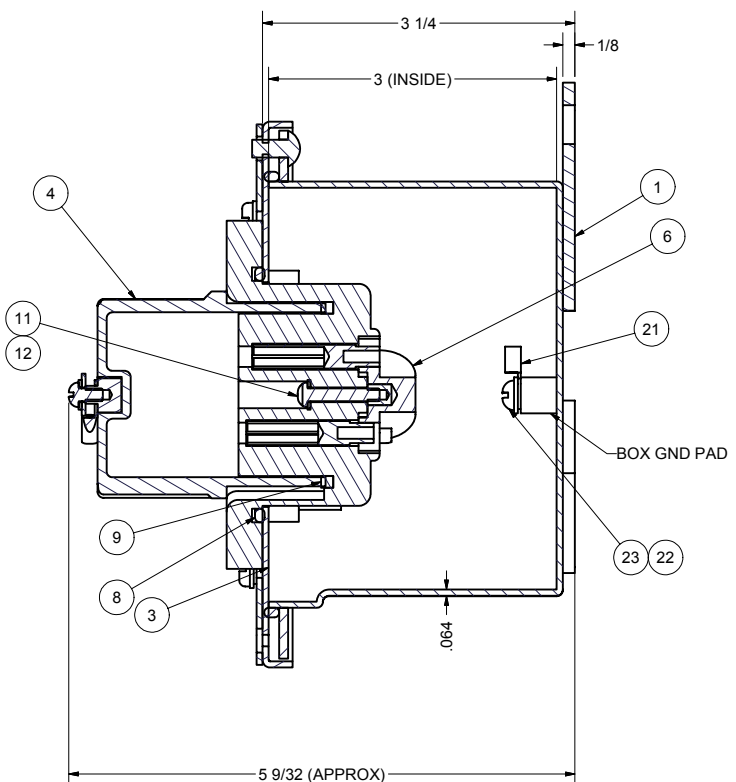
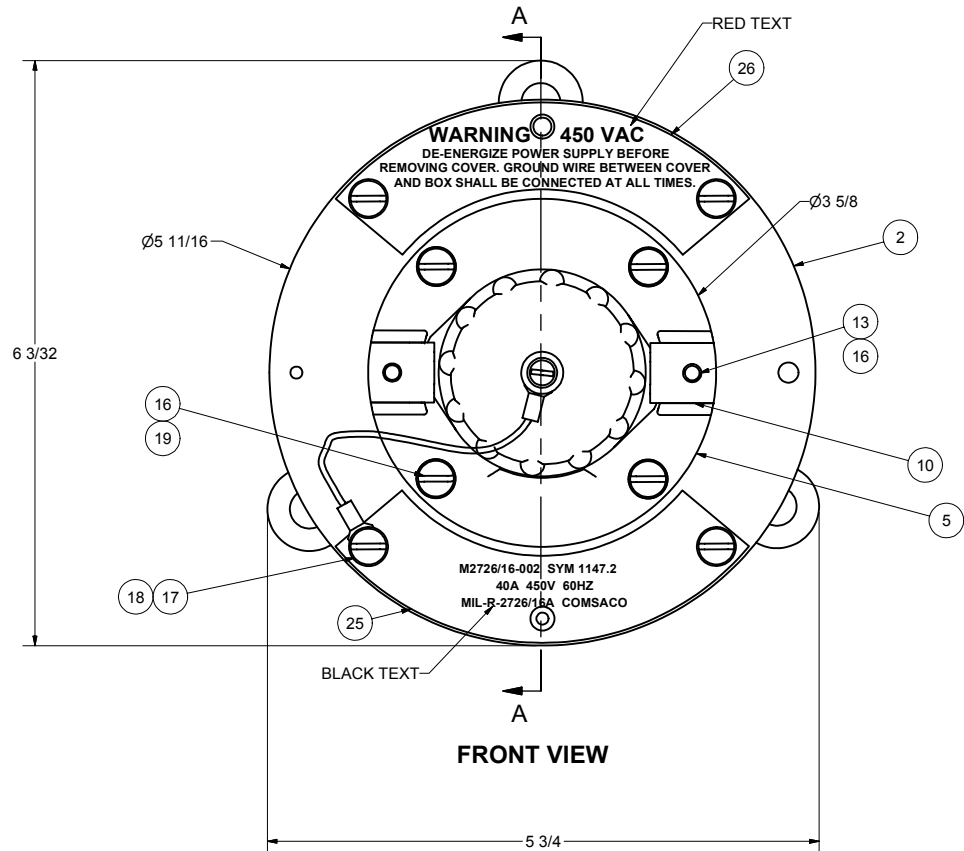


REVISIONS				
ZONE	REV	DESCRIPTION	DATE	AUTH
1B	A	CHANGED: ITEM 3 WAS MS28775-348. AUTH: DWG ERROR.	9/5/06	WW



- NOTES:
- THIS DRAWING DEVELOPED FROM MIL-R-2726/16A.
 - RECEPTACLE PLUG USED WITH THIS UNIT IS SYM 717.1 PER MIL-R-2726/3C.
 - EFFECTIVENESS OF ENCLOSURE: WATERTIGHT PER MIL-STD-108E(1).
 - ELECTRICAL RATING IS 450V, 40AMP, 60 HZ.
 - TOTAL WEIGHT IS 3 LBS.
 - RECEPTACLE ASSEMBLY, SYM 758.2 CONSISTS OF ITEMS 5 THROUGH 13.
 - CONTACTS ARE SOLDER TYPE FOR #10 AWG WIRE. GROUND CONTACT SUPPLIED TO CUSTOMER ALREADY SOLDERED.

ITEM		QTY	PART NUMBER	DESCRIPTION
1	1	200707	BOX WELDMENT, BRASS, 4" RND	
2	1	200708	COVER WELDMENT, BRASS, 4" RND	
3	1	MS28775-245	"O" RING GASKET, RUBBER	
4	1	404-1142.1	CAP ASSY, PLASTIC	
5	1	100975	RECEPTACLE BODY, PLASTIC	
6	1	100977	INSULATOR CAP, CONTACT, PLASTIC	
7	4	100976	CONTACT, SILVER PLATED COPPER	
8	1	MS28775-229	"O" RING GASKET, RUBBER	
9	1	100997	GASKET, PLUG SEALING, 1/8" RUBBER	
10	2	100998	RETAINER CLIP, BRASS	
11	1	X-RHM-BRS-632-875	SCREW, RHM, BRASS, 6-32 X 7/8"	
12	1	X-ELW-PHB-6	WASHER, INT TOOTH, PHOS BRZ, #6	
13	2	X-RHM-BRS-032-500	SCREW, RHM, BRASS, 10-32 X 1/2"	
14	2	MS20659-105	LUG, TERMINAL, NON-INSL, #10 STUD	
15	2	M16878-16BMG8	WIRE, 10 GAGE, GRAY	
16	7	X-ELW-PHB-10	WASHER, EXT TOOTH, PHOS BRZ, #10	
17	4	X-RHM-BRS-024-500	SCREW, RHM, BRASS, 10-24 X 1/2"	
18	4	X-FLW-BRS-10	WASHER, FLAT, BRASS, #10	
19	4	X-RHM-BRS-024-375	SCREW, RHM, BRASS, 10-24 X 3/8"	
20	1	WD-SYM 1147.2	WIRING DIAGRAM, LAMINATED PAPER	
21	1	C77	LUG, TERMINAL, RING, #8 STUD, 10-12AWG	
22	1	X-ELW-PHB-8	WASHER, EXT TOOTH, PHB, # 8	
23	1	X-RHM-BRS-832-250	SCREW, RHM, BRASS, 8-32 X 1/4"	
24	1	X-NUT-BRS-1024	NUT, HEX, BRASS, 10-24	
25	1	101124-1	NAMEPLATE, BRASS, ENGRAVED	
26	1	101124-2	WARNING PLATE, BRASS, ENGRAVED	

DRAWN CHRIS WINDLEY	4/1/2005	COMSACO, INC. NORFOLK, VA. 23502	
CHECKED W WESTHOFF	4/18/2005		
QA		TITLE RECEPTACLE CONNECTOR ASSY, 450VAC, 40A, SYM 1147.2	
MFG		SIZE CODE IDENT NO DWG NO	
APPROVED		D 57626 404-1147.2	
		SCALE	
		SHEET 1 OF 1	

UNLESS OTHERWISE SPECIFIED DIMENSIONS ARE IN INCHES TOLERANCES ARE: FRACTIONS DECIMALS ANGLES +/- 1/64 .XX .XXX .005		
--	--	--

NEXT ASSY	USED ON
-----------	---------