

## Terminal and Connection Boxes



### Symbol 400.1

Terminal/connection box, 4 terminal, 8 wires, 150 Volts, 15 Amps, Submersible to depth of 15 feet. One (1) type 13TB4 terminal board mounted in a 3" diameter (approx) brass enclosure. Military Part Number M24558/18-001 per MIL-T-24558/18.

#### Notes:

1. Comsaco uses the alternate enclosure per 9-S-74210 for this item. If the 3" round enclosure per MIL-E-24142/5 is needed, it should be specified in your RFQ.
2. MIL-T-24558/18 rates this terminal box at 600 volts. The terminal board used, Type 13TB4, is only rated at 150 volts per MIL-T-55164/18. If used for voltages higher than 150, careful selection and placement of terminal lugs will be required to maintain adequate creepage and clearance distances.

[Click here for the Drawing for SYM400.1](#)

(SYM400.1)



### Symbol 400.2

Connection box, 4 terminal, 12 wires, 150 volts, 15 amps, brass. Submersible to 15 feet. One (1) type 13TB4 terminal board in 4" enclosure. P/N M24558/18-002 per MIL-T-24558/18. NSN 5940-00-231-0831.

#### Notes:

1. Comsaco uses the alternate enclosure per 9-S-74210 as permitted by MIL-T-24558/18. If the 4" round enclosure per MIL-E-24142/5 is required, please specify in your request for quotation.
2. MIL-T-24558/18 rates this terminal box at 600 volts. The terminal board used, Type 13TB4, is only rated at 150 volts per MIL-T-55164/18. If used at voltages higher than 150, careful selection and placement of terminal lugs will be required to maintain adequate creepage and clearance distances.

[Click here for the Drawing for 404-400.2](#)

(SYM400.2)



### Symbol 403.1

Terminal box, 2 circuit, 3 phase, 500 volts, for two (2) 75 MCM cables, submersible to 15 feet. Non-magnetic. Three bus bar weldments are mounted to a laminated plastic (GME) insulator base secured to the bottom of a 4x7 enclosure per MIL-E-24142/4. Each terminal is designed to accommodate a 75 MCM cable at each end by way of a pressure screw with a locknut to secure the pressure screw in place. Part number M24558/23-403.1 per MIL-T-24558/23. NSN 5940-00-215-5960.

(SYM403.1)



### Symbol 406.1

Connection Box, totally enclosed, zinc-plated steel, 4" square x 2-1/8" deep, with plain blank cover. With a minimum of 15 knockouts for 1/2" conduit located 3 on each side and on the back. Surface mounting. Per NAVSHIPS Dw g 5184170. NSN 5975-00-194-8877 (box) and 5975-00-281-0056 (cover).

Also available with provisions for stud mounting, see our Part Number 404186-102, and with a plain back or with mounting holes as required.

[Click here for the Drawing for 404-406.1](#)

(SYM406.1)



## Symbol 406.2

Connection Box, zinc-plated steel, totally enclosed, 2 x 4 x 2-1/8" deep with plain flat cover, with eleven (11) knockouts for 1/2" conduit located 3 on each side, 1 on each end and 3 on the back. Surface mounting. Per NAVSHIPS Dw g 5184170. NSN 5975-00-284-5827 (box) and 5975-00-280-7921 (cover).

Also available with facilities for stud mounting, see our Part Number 404186-101, with plain back, or with mounting holes as required.

[Click here for the Drawing for 404-406.2](#)

(SYM 406.2)



## Symbol 415

Terminal/connection box, 500 volts, 1 phase, for two (2) 2 conductor cables up to 75 MCM, submersible to 15 feet, non-magnetic. Consists of 2 bus bars mounted on a laminated plastic (GME) insulator secured to the bottom of a 8x10x5" deep enclosure per MIL-E-24142/6. The cables are clamped between a fixed and moveable cap which have grooves cut in them to keep the cable in place. The groove is sized for a maximum cable size of 75 MCM. Larger cable sizes can be accommodated by increasing the size of the groove which also changes the Symbol number. Symbol 415.1 accommodates cables up to 100 MCM. Symbol 415.2 accommodates up to 125 MCM. Symbol 415.3 accommodates up to 150 MCM and Symbol 415.4 accommodates up to 200 MCM. Part number M24558/22-415 per MIL-T-24558/22. NSN 5940-00-216-7406 applies to the Symbol 415 which is the only NSN assigned to this group.

[Click here for the Drawing for 404-415](#)

(SYM 415)



## Symbol 416

Connection box, for connecting two (2) three phase circuits rated up to 500 volts, 200 amps per terminal. Cable size 75 MCM maximum. Submersible to 15 feet. Three terminals are mounted on an insulating base in a "6x9" brass enclosure. Part number M24558/24-416 per MIL-T-24558/24. NSN 5940-284-9157. Formerly covered by NAVSHIPS Dw g 9000-S6202-74192.

[Click here for the Drawing for 404-416](#)

(SYM 416)



## Symbol 418.1

Terminal/connection box, 500 volts, 3 phase, 2 circuit, for two (2) 3 conductor cables up to 250 MCM, submersible to 15 feet, non-magnetic. Consists of 3 bus bar weldments mounted on a laminated plastic (GME) insulator secured to the bottom of a 12 x 13 enclosure per MIL-E-24142/6. The cables are clamped between a fixed and moveable cap which have grooves cut in them to keep the cable in place. The groove is sized for a maximum cable size of 250 MCM. Larger cable sizes can be accommodated by increasing the size of the groove which also changes the Symbol number. Symbol 418.2 accommodates cables up to 300 MCM. Symbol 418.3 accommodates up to 400 MCM. Part number M24558/25-418.1 per MIL-T-24558/25. NSN 5940-00-216-7409 applies to the Symbol 418.1 which is the only NSN assigned to this group.

(SYM 418.1)



## Symbol 432.1

Terminal box, 20 terminals, 80 wires max, 600 volts, 40 amps max per terminal, submersible to 15 feet. One (1) Type 4TB20 terminal board mounted in a 6x9x4-1/2" deep brass enclosure. Part number M24558/4-432.1 per MIL-T-24558/4. NSN 5940-00-215-5962. Previously covered by NavShips drawing 9-S-74135. Need more terminals? We can supply this with a Type 6TB24 terminal board that will provide 24 terminals rated at 600 volts, 30 amps, 4 wires per terminal. This would be a special order with a Comsaco part number.

[Click here for the Drawing for 404-432.1](#)

(SYM 432.1)



### Symbol 433.1

Terminal box, 40 terminal, 160 wires, 600 volts, 40 amps per terminal, submersible to 15 feet. 2 type 4TB20 terminal boards mounted in an 8 x 10 x 5" deep brass enclosure. P/N M24558/6-433.1 per MIL-T-24558/6. NSN 5940-00-215-5963

[Click here for the Drawing for 404-433.1](#)

(SYM433.1)



### Symbol 434

Terminal Box, 40 terminal, 90 wires, 600 volts, 30 amps per terminal, submersible to 15 feet. One (1) Type 6TB24 and one (1) Type 6TB6 terminal board mounted in a 4x7 brass enclosure. P/N M24558/5-434 per MIL-T-24558/5. NSN 5940-00-080-3931.

[Click here for the Drawing for 404-434](#)

(SYM434)



### Symbol 435.1

Terminal Box, 8 terminal, 32 wires, 600 volts, 40 amps per terminal, submersible to 15 feet. One (1) Type 4TB8 terminal board in a 5" round brass enclosure. P/N M24558-435.1 per MIL-T-24558/2. NSN 5940-00-215-5959.

[Click here for the Drawing for 404-435.1](#)

(SYM435.1)



### Symbol 438

Terminal box, 80 terminal, 320 wires, 600 volts, 40 amps max per terminal, submersible to 15 feet. 4 Type 4TB20 terminal boards mounted in a 12x17x5" deep brass enclosure. Military Part Number M24558/10-438 per MIL-DTL-24558/10. NSN 5940-00-351-2228. Normally supplied with domed cover.

[Click here for the Drawing for 404-438](#)

(SYM438)



### Symbol 444

Terminal box, 4 terminal, 8 wire, 1,000 volts, 40 amps maximum per terminal, submersible to 15 feet. Type 16TB4 terminal board mounted on brackets in a 5 inch round brass enclosure. Part number M24558/19-444 per MIL-DTL-24558/19. NSN 5940-01-174-5653.

[Click here for the Drawing for 404-444](#)

(SYM444)



## Symbol 446

Terminal box, 60 terminal, 240 wires, 600 volts, 40 amps max per terminal, submersible to 15 feet. 3 Type 4TB20 terminal boards mounted in a 10x13x5" deep brass enclosure. Military Part Number M24558/8-446 per MIL-DTL-24558/8. NSNs 5940-00-215-5967 and 5940-01-246-0848 are assigned. Normally supplied with domed cover.

(SYM446)



## Symbol 450

Terminal box, 120 terminal, 480 wires, 600 volts, 40 amps max per terminal, submersible to 15 feet. 6 Type 4TB20 terminal boards mounted in a 12x24x5" deep enclosure. Part number M24558/12-450 per MIL-T-24558/12. NSN 5940-00-080-3932. Normally supplied with domed cover. Cover removed in photo for clarity.

[Click here for the Drawing for 404-450](#)

(SYM450)



## Symbol 451

Terminal box, 192 terminals, 576 wires max, 600 volts, 30 amps max per terminal, submersible to 15 feet. Eight (8) Type 6TB24 terminal boards mounted in a 14 x 20 x 5" deep brass enclosure. Part number M24558/14-451 per MIL-T-24558/14. NSN 5940-00-665-0884. Previously covered by NAVSHIPS drawing 9000-S6202-74375 Rev D. Earlier revisions of this drawing used a 14 x 16 x 5" deep enclosure which is still used in some applications where space is at a premium, such as in submarines. This is still available by special order.

[Click here for the Drawing for 404-451](#)

(SYM451)



## Symbol 452

Terminal box, connection, 200 terminal, 800 wire, 600 volts, 30 amps per terminal, submersible (SBM-15), non-magnetic. Consists of (10) Type 4TB20 terminal boards mounted on brackets within a 20 x 24 x 5-3/8" deep brass enclosure assembly per MIL-E-24142/7. The removable cover is gasketed to provide submergence to a depth of 15 feet. Cable entrance is made by the installing activity through the side walls of the enclosure via stuffing tubes to maintain the enclosure effectiveness. Terminal lugs for connection to the terminal boards should have an L80 tongue shape. Symbol 452 per MIL-DTL-24558/15. NSN 5940-01-167-3894. See Symbol 454 for a similar item with more terminals.

[Click here for the Drawing for 404-452](#)

(SYM452)



## Symbol 453

Terminal box, connection, 288 terminal, 864 wire, 600 volts, 30 amps per terminal, submersible (SBM-15), non-magnetic. Consists of (12) Type 6TB24 terminal boards mounted on brackets within a 14 x 26 x 5" deep brass enclosure assembly per MIL-E-24142/6. The removable cover is gasketed to provide submergence to a depth of 15 feet. Cable entrance is made by the installing activity through the side walls of the enclosure via stuffing tubes to maintain the enclosure effectiveness. Terminal lugs for connection to the terminal boards should have an L81 tongue shape. Symbol 453 per MIL-DTL-24558/16, Part Number M24558/16-453. NSN 5940-00-665-0885.

[Click here for the Drawing for 404-453](#)

(SYM453)



## Symbol 454

Terminal box, connection, 384 terminal, 1152 wire, 600 volts, 30 amps per terminal, submersible (SBM-15), non-magnetic. Consists of (16) Type 6TB24 terminal boards mounted on brackets within a 20 x 24 x 5-3/8" deep brass enclosure assembly per MIL-E-24142/7. The removable cover is gasketed to provide submergence to a depth of 15 feet. Cable entrance is made by the installing activity through the side walls of the enclosure via stuffing tubes to maintain the enclosure effectiveness. Terminal lugs for connection to the terminal boards should have an L81 tongue shape. Symbol 454 per MIL-DTL-24558/15, Part Number M24558/17-454. NSN 5940-01-116-5978. See Symbol 452 for a similar item with fewer terminals.

[Click here for the Drawing for 404-454](#)

(SYM 454)



## Symbol 476.1

Terminal box, connection, 12 terminals, 2 wires per terminal, 500 volts, 100 amps per terminal, submersible (SBM-15), non-magnetic, max cable size 40 MCM. Consists of 12 2-wire compression type brass terminals mounted on a GME insulator within an 8 x 10 x 5" deep brass enclosure assembly per MIL-E-24142/6. The removable cover is gasketed to provide submergence to a depth of 15 feet. Cable entrance is made by the installing activity through the side walls of the enclosure via stuffing tubes to maintain the enclosure effectiveness. Symbol 476.1 per MIL-DTL-24558/21. Part Number M24558/21-476.1 NSN 5940-00-296-6714.

(SYM 476.1)


□

## Symbol 477.1

Connection box, for degaussing cables, 20 terminal, for size 6.5 MCM to 13 MCM cables. submersible to 15 feet (SBM-15), steel. Consists of 20 grounding service type connectors mounted on a GME insulator in a submersible steel enclosure with a removable cover. The enclosure is painted to resist corrosion. Each terminal connector is designed for 2 cables ranging in size from 6.5 MCM to 13 MCM. Cable entrance is made by the installing activity through the side walls of the box using stuffing tubes or similar devices to maintain watertight integrity. If desired, Comsaco can provide multi-cable transit devices to facilitate cable entrance to meet your specifications. Symbol 477.1 per MIL-C-24404/1. NSN not assigned. For additional corrosion resistance, this enclosure can be fabricated of Type 316 stainless steel. For weight reduction, aluminum can be used.

[Click here for the Drawing for 404-477.1](#)

(SYM 477.1)



## Symbol 477.2

Connection box, for degaussing cables, 20 terminal, for size 14 MCM to 60 MCM cables. submersible to 15 feet (SBM-15), steel. Consists of 20 grounding service type connectors mounted on a GME insulator in a submersible steel enclosure with a removable cover. The enclosure is painted to resist corrosion. Each terminal connector is designed for 2 cables ranging in size from 14 MCM to 60 MCM. Cable entrance is made by the installing activity through the side walls of the box using stuffing tubes or similar devices to maintain watertight integrity. If desired, Comsaco can provide multi-cable transit devices to facilitate cable entrance to meet your specifications. Symbol 477.2 per MIL-C-24404/1. NSN 5940-01-379-2271. For additional corrosion resistance, this enclosure can be fabricated of Type 316 stainless steel. For weight reduction, aluminum can be used.

(SYM 477.2)

□

## Symbol 478.2

Connection box, for degaussing cables, 40 terminal, for size 6.5 MCM to 13 MCM cables. submersible to 15 feet (SBM-15), steel. Consists of 40 grounding service type connectors mounted on (2) GME insulators in a submersible steel enclosure with a removable cover. The enclosure is painted to resist corrosion. Each terminal connector is designed for 2 cables ranging in size from 6.5 MCM to 13 MCM. Cable entrance is made by the installing activity through the side walls of the box using stuffing tubes or similar devices to maintain watertight integrity. If desired, Comsaco can provide multi-cable transit devices to facilitate cable entrance to meet your specifications. Symbol 478.2 per MIL-C-24404/2. NSN 5975-00-284-5794. For additional corrosion resistance, this enclosure can be fabricated of Type 316 stainless steel. For weight reduction, aluminum can be used.

(SYM 478.2)



### Symbol 478.3

Connection box, for degaussing cables, 40 terminal, for size 14 MCM to 60 MCM cables. submersible to 15 feet (SBM-15), steel. Consists of 40 grounding service type connectors mounted on (2) GME insulators in a submersible steel enclosure with a removable cover. The enclosure is painted to resist corrosion. Each terminal connector is designed for 2 cables ranging in size from 14 MCM to 60 MCM. Cable entrance is made by the installing activity through the side walls of the box using stuffing tubes or similar devices to maintain watertight integrity. If desired, Comsaco can provide multi-cable transit devices to facilitate cable entrance to meet your specifications. Symbol 478.3 per MIL-C-24404/2. NSN 1075-01-235-1598. For additional corrosion resistance, this enclosure can be fabricated of Type 316 stainless steel. For weight reduction, aluminum can be used.

(SYM478.3)



### Symbol 478.4

Connection box, for degaussing cables, 10 terminal, for size 75 MCM to 200 MCM cables. submersible to 15 feet (SBM-15), steel. Consists of 10 grounding service type connectors mounted on a GME insulator in a submersible steel enclosure with a removable cover. The enclosure is painted to resist corrosion. Each terminal connector is designed for 2 cables ranging in size from 75 MCM to 200 MCM. Cable entrance is made by the installing activity through the side walls of the box using stuffing tubes or similar devices to maintain watertight integrity. If desired, Comsaco can provide multi-cable transit devices to facilitate cable entrance to meet your specifications. Symbol 478.4 per MIL-C-24404/2. NSN 5940-01-514-1380. For additional corrosion resistance, this enclosure can be fabricated of Type 316 stainless steel. For weight reduction, aluminum can be used.

(SYM478.4)


□

### Symbol 479.1

Connection box, for degaussing cables, 60 terminal, for size 6.5 MCM to 13 MCM cables. submersible to 15 feet (SBM-15), steel. Consists of 60 grounding service type connectors mounted on (3) GME insulators in a submersible steel enclosure with a removable cover. The enclosure is painted to resist corrosion. Each terminal connector is designed for 2 cables ranging in size from 6.5 MCM to 13 MCM. Cable entrance is made by the installing activity through the side walls of the box using stuffing tubes or similar devices to maintain watertight integrity. If desired, Comsaco can provide multi-cable transit devices to facilitate cable entrance to meet your specifications. Symbol 479.1 per MIL-C-24404/3. NSN not assigned. For additional corrosion resistance, this enclosure can be fabricated of Type 316 stainless steel. For weight reduction, aluminum can be used.

[Click here for the Drawing for 404-479.1](#)

(SYM479.1)



### Symbol 479.2

Connection box, for degaussing cables, 60 terminal, for size 14 MCM to 60 MCM cables. submersible to 15 feet (SBM-15), steel. Consists of 60 grounding service type connectors mounted on (3) GME insulators in a submersible steel enclosure with a removable cover. The enclosure is painted to resist corrosion. Each terminal connector is designed for 2 cables ranging in size from 14 MCM to 60 MCM. Cable entrance is made by the installing activity through the side walls of the box using stuffing tubes or similar devices to maintain watertight integrity. If desired, Comsaco can provide multi-cable transit devices to facilitate cable entrance to meet your specifications. Symbol 479.2 per MIL-C-24404/3. NSN not assigned. For additional corrosion resistance, this enclosure can be fabricated of Type 316 stainless steel. For weight reduction, aluminum can be used.

[Click here for the Drawing for 404-479.2](#)

(SYM479.2)

□

### Symbol 480.3

Connection box, for degaussing cables, 80 terminal, for size 6.5 MCM to 13 MCM cables. submersible to 15 feet (SBM-15), steel. Consists of 80 grounding service type connectors mounted on (4) GME insulators in a submersible steel enclosure with a removable cover. The enclosure is painted to resist corrosion. Each terminal connector is designed for 2 cables ranging in size from 6.5 MCM to 13 MCM. Cable entrance is made by the installing activity through the side walls of the box using stuffing tubes or similar devices to maintain watertight integrity. If desired, Comsaco can provide multi-cable transit devices to facilitate cable entrance to meet your specifications. Symbol 480.3 per MIL-C-24404/4. NSN not assigned. For additional corrosion resistance, this enclosure can be fabricated of Type 316 stainless steel. For weight reduction, aluminum can be used.

[Click here for the Drawing for 404-480.3](#)

(SYM480.3)



## Symbol 480.4

Connection box, for degaussing cables, 80 terminal, for size 14 MCM to 60 MCM cables. submersible to 15 feet (SBM-15), steel. Consists of 80 grounding service type connectors mounted on (4) GME insulators in a submersible steel enclosure with a removable cover. The enclosure is painted to resist corrosion. Each terminal connector is designed for 2 cables ranging in size from 14 MCM to 60 MCM. Cable entrance is made by the installing activity through the side walls of the box using stuffing tubes or similar devices to maintain watertight integrity. If desired, Comsaco can provide multi-cable transit devices to facilitate cable entrance to meet your specifications. Symbol 480.4 per MIL-C-24404/4. NSN 5940-01-177-3183. For additional corrosion resistance, this enclosure can be fabricated of Type 316 stainless steel. For weight reduction, aluminum can be used.

(SYM480.4)

□

## Symbol 480.5

Connection box, for degaussing cables, 18 terminal, for size 75 MCM to 350 MCM cables. submersible to 15 feet (SBM-15), steel. Consists of 18 grounding service type connectors mounted on a GME insulator in a submersible steel enclosure with a removable cover. The enclosure is painted to resist corrosion. Each terminal connector is designed for 2 cables ranging in size from 75 MCM to 350 MCM. Cable entrance is made by the installing activity through the side walls of the box using stuffing tubes or similar devices to maintain watertight integrity. If desired, Comsaco can provide multi-cable transit devices to facilitate cable entrance to meet your specifications. Symbol 480.5 per MIL-C-24404/4. NSN 1075-01-353-2546. For additional corrosion resistance, this enclosure can be fabricated of Type 316 stainless steel. For weight reduction, aluminum can be used.

(SYM480.5)



## Symbol 480.6

Connection box, for degaussing cables, 20 terminal, for size 75 MCM to 200 MCM cables. submersible to 15 feet (SBM-15), steel. Consists of 20 grounding service type connectors mounted on a GME insulator in a submersible steel enclosure with a removable cover. The enclosure is painted to resist corrosion. Each terminal connector is designed for 2 cables ranging in size from 75 MCM to 200 MCM. Cable entrance is made by the installing activity through the side walls of the box using stuffing tubes or similar devices to maintain watertight integrity. If desired, Comsaco can provide multi-cable transit devices to facilitate cable entrance to meet your specifications. Symbol 480.6 per MIL-C-24404/4. NSN 1075-01-290-5179. For additional corrosion resistance, this enclosure can be fabricated of Type 316 stainless steel. For weight reduction, aluminum can be used.

(SYM480.6)

□

## Symbol 480.7

Connection box, for degaussing cables, 12 terminal, for size 157 MCM to 413 MCM cables. submersible to 15 feet (SBM-15), steel. Consists of 12 grounding service type connectors mounted on a GME insulator in a submersible steel enclosure with a removable cover. The enclosure is painted to resist corrosion. Each terminal connector is designed for 2 cables ranging in size from 157 MCM to 413 MCM. Cable entrance is made by the installing activity through the side walls of the box using stuffing tubes or similar devices to maintain watertight integrity. If desired, Comsaco can provide multi-cable transit devices to facilitate cable entrance to meet your specifications. Symbol 480.7 per MIL-C-24404/4. NSN not assigned. For additional corrosion resistance, this enclosure can be fabricated of Type 316 stainless steel. For weight reduction, aluminum can be used.

(SYM480.7)



## Symbol 520.1

Terminal Box, 6 terminals, 18 wires, 600 volts, 30 amps per terminal, submersible to 15 feet. 1 Type 6TB6 terminal board mounted in a 3" brass enclosure. P/N M24558/1-520.1 per MIL-T-24558/1. NSN 5940-00-351-2222.

[Click here for the Drawing for 404-520.1](#)

(SYM520.1)



### Symbol 522.1

Terminal Box, 48 terminal, 144 wires, 600 volts, 30 amps per terminal, submersible to 15 feet. 2 Type 6TB24 terminal boards mounted in an 8 x 10 x 5" deep brass enclosure. P/N M24558/7-522.1 per MIL-T-24558/7. NSN 5940-00-351-2226.

[Click here for the Drawing for 404-522.1](#)

(SYM 522.1)



### Symbol 523.1

Terminal box, 96 terminals, 288 wires max, 600 volts, 30 amps max per terminal, submersible to 15 feet. Four (4) Type 6TB24 terminal boards mounted in a 10x13x5" deep brass enclosure. Part number M24558/11-523.1 per MIL-DTL-24558/11. NSN 5940-00-351-2227. Previously covered by NavShips drawing 9-S-74132.

[Click here for the Drawing for 404-523.1 Rev B](#)

(SYM 523.1)



### Symbol 524.1

Terminal box, 144 terminal, 432 wires, 600 volts, 30 amps max per terminal, submersible to 15 feet. 6 Type 6TB24 terminal boards mounted in a 12x17x5" deep brass enclosure. Military Part Number M24558/13-524.1 per MIL-DTL-24558/13. NSNs 5940-00-351-2229 and 5940-01-244-9147 are assigned. Normally supplied with domed cover.

[Click here for Drawing for 404-524.1](#)

(SYM 524.1)




### Symbol 525

Terminal Box, 72 terminals, 216 wires, 600 volts, 30 amps per terminal, submersible to 15 feet. 3 Type 6TB24 terminal boards mounted in an 8 x 10 x 5" deep brass enclosure. P/N M24558/9-525 per MIL-T-24558/9. NSN 5940-00-351-2225.

[Click here for the Drawing for 404-525](#)

(SYM 525)



### Symbol 528

Terminal Box, 10 terminal, 30 wires, 600 volts, 30 amps per terminal, submersible to 15 feet. One (1) Type 6TB10 terminal board mounted in a 4" brass enclosure. P/N M24558/3-528 per MIL-T-24558/3. NSN 5940-00-351-2223.

[Click here for the Drawing for 404-528](#)

(SYM 528)





### Symbol 529

Terminal box, 10 terminal, 20 wires max, 1,000 volts, 40 amps max per terminal, submersible to 15 feet. Type 16TB10 terminal board mounted in a 6x9x4-1/2" deep brass enclosure. Part number M24558/20-529 per MIL-T-24558/20. NSN 5940-00-503-4204. Previously covered by NAVSHIPS drawing 815-1197015.

[Click here for the Drawing for 404-529](#)

(SYM 529)



### Symbol 572.1

Terminal box, connection, 500 volts, 3 phase, Submersible to 15 feet, non-magnetic. Provided with main terminals for 75 MCM cables that permit feeding through the box and taps for up to 2 three phase branch circuits using up to 40 MCM cables. Terminals and bus bar are mounted on an insulator which is mounted in a 10x13x5" deep brass enclosure per MIL-E-24142/6-004. Symbol 572.1 per MIL-DTL-24558/26. Military Part Number M24558/26-572.1. NSN 5940-00-215-5965. Approximate weight 30 pounds.

(SYM 572.1)



### Symbol 575.1

Terminal box, connection, 500 volts, 3 phase, Submersible to 15 feet, non-magnetic. Provided with main terminals for 200 MCM cables that permit feeding through the box and taps for up to 2 three phase branch circuits using up to 75 MCM cables. Terminals and bus bar are mounted on an insulator which is mounted in a 10 x 13 brass enclosure per MIL-E-24142/6-004. Symbol 575.1 per MIL-DTL-24558/29. Military Part Number M24558/29-575.1. NSN 5940-00-215-5966. Approximate weight 31 pounds.

[Click here for the Drawing for 404-575.1](#)


(SYM 575.1)



### Symbol 764.1

The Symbol 764.1 provides a point for the connection of aircraft servicing cables to provide up to 170 amps of 115/200 Volt, 3 phase, 4 wire 400 Hz power directly to the aircraft servicing cable through its molded plug. The receptacle is protected by a brass cap that maintains the watertight integrity of the enclosure when the cap is installed. The enclosure is brass, size 8 x 10 x 5" deep with a flat cover per MIL-E-24142/6. This unit is in accordance with the NavShips Drawing 9-S-74362. The NSN is 5935-00-500-5258. The approximate weight is 22 pounds.

(SYM 764.1)



### Symbol 764.2

Connection box, for 400 Hz aircraft servicing. 115/200 Volts, 170 Amps, 3 phase, 4 wire, Spraytight. For distribution of 400 Hz power from the power supply to the portable cable used to service the aircraft. Consists of a 10 x 10 x 5" deep brass enclosure, P/N M24142/6-003 per MIL-E-24142/6 with 3 insulated terminal assemblies and one terminal assembly grounded to the box. The power terminals accommodate a feeder cable up to 200 MCM and a portable cable size of 75 MCM. The ground terminal accommodates 200 MCM on the feeder side and 40 MCM on the portable cable side. An indicator light with green lens is provided to indicate power available. Cable entrance is made by the installing activity through the side walls of the box using appropriate stuffing tubes to maintain the integrity of the enclosure. Omission of the indicator light raises the degree of enclosure to submersible (SBM-15) if desired. Symbol 764.2 is manufactured per NavShips Drawing 9000-S6202-74362. NSN not assigned.

[Click here for the Drawing for 404-764.2](#)

(SYM 764.2)



---

44 total products.