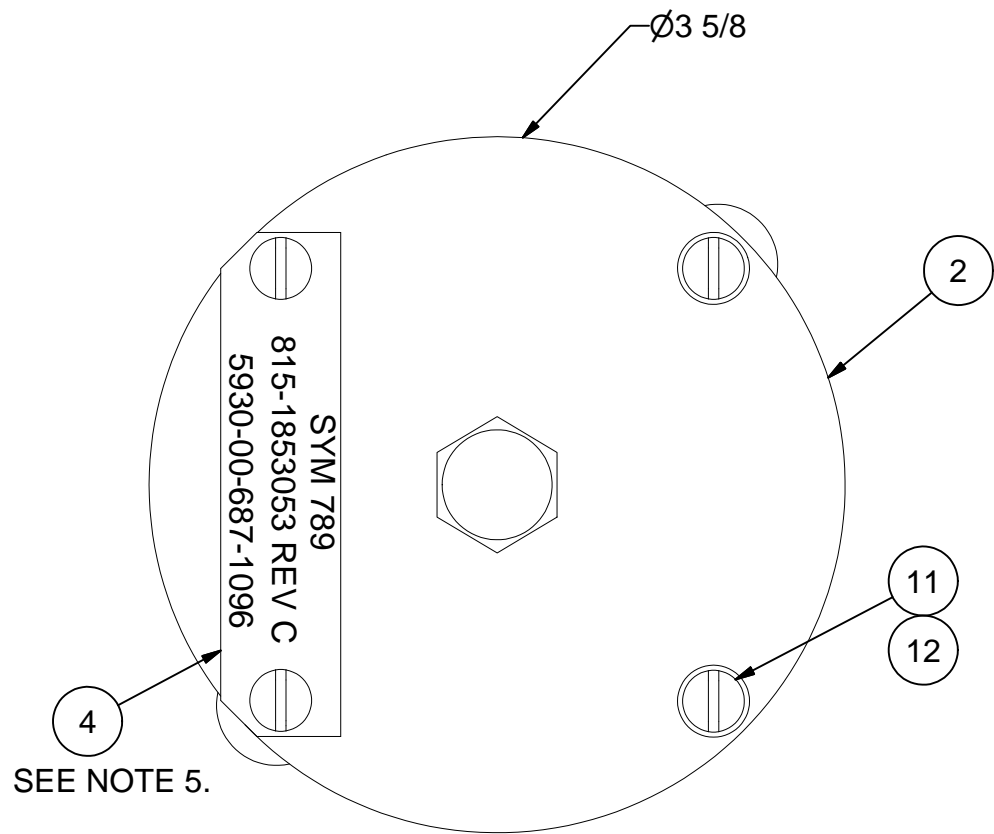
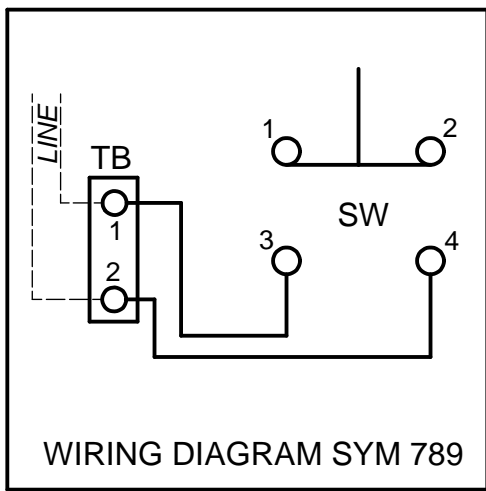


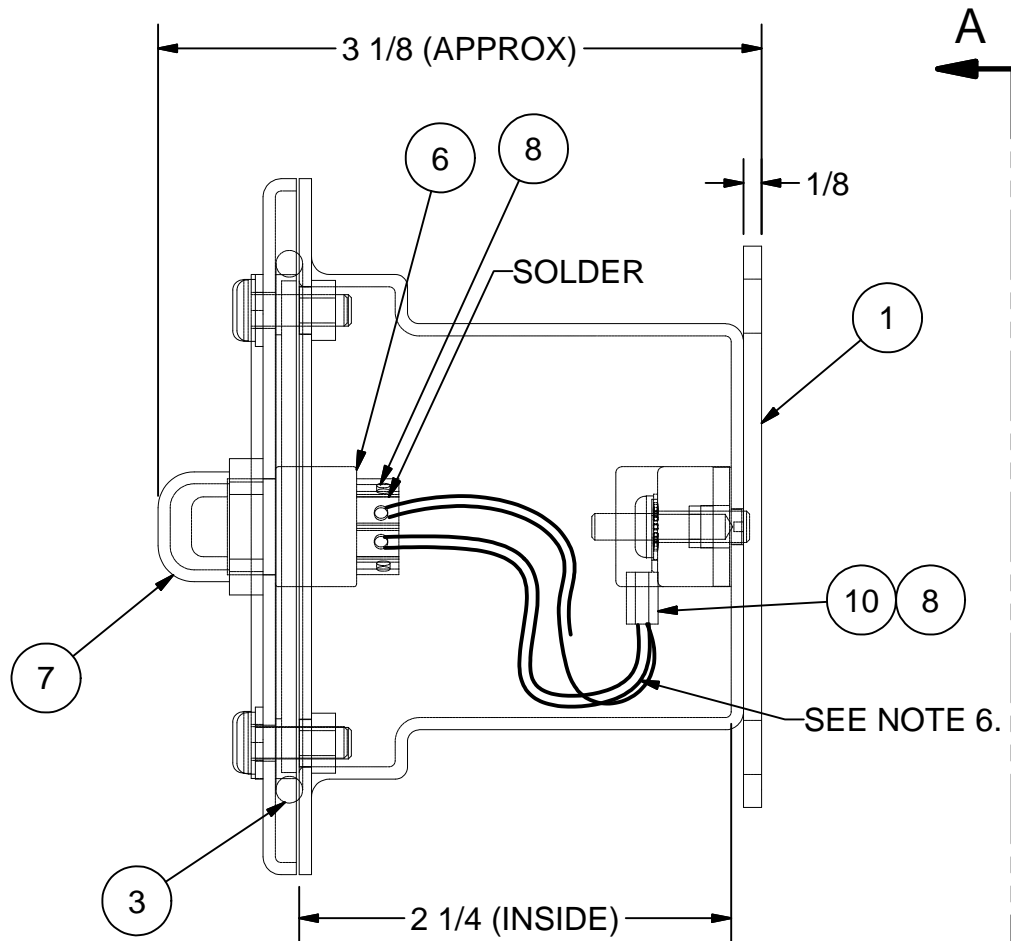
NAMEPLATE 100304 FOR SYM 789-D



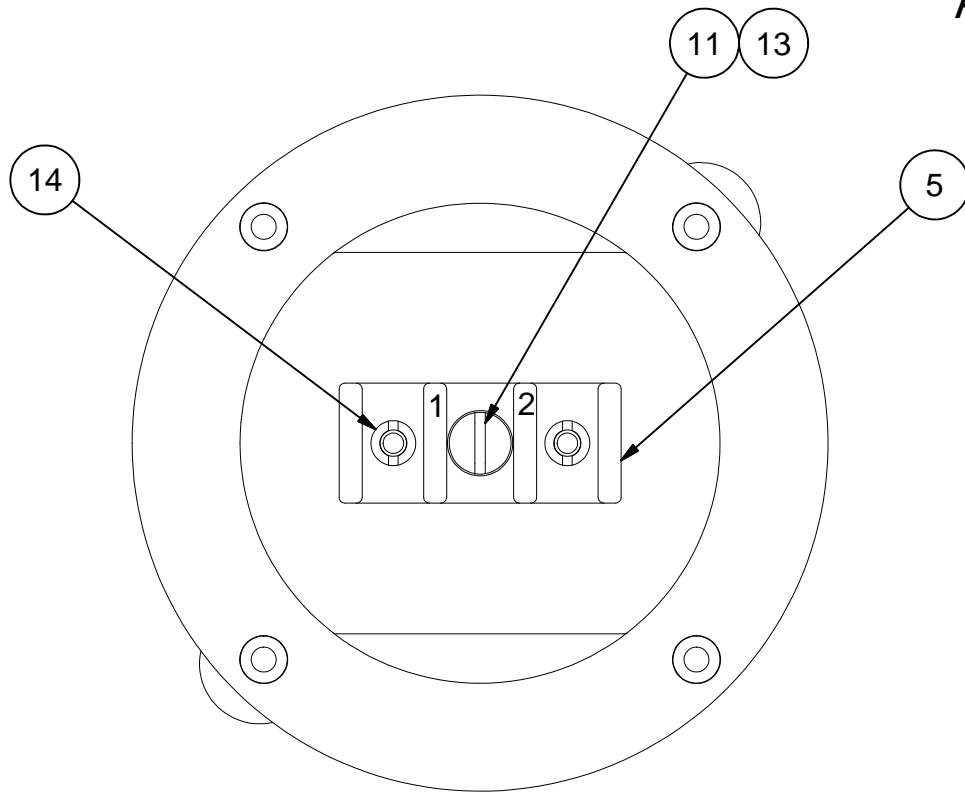
FRONT VIEW



WIRING DIAGRAM SYM 789

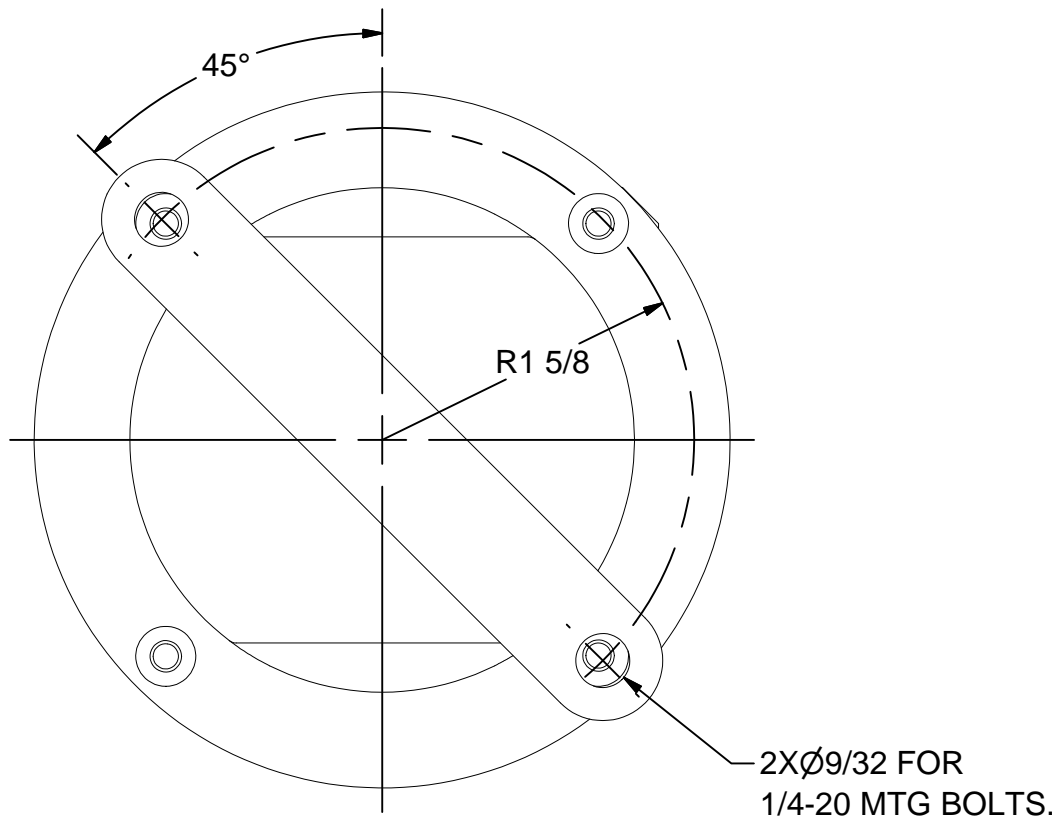


SIDE VIEW



FRONT VIEW LESS COVER

REVISIONS				
ZONE	REV	DESCRIPTION	DATE	AUTH
—	A	CHANGED: QTY OF PC 11 WAS 4. DELETED: PC 13 & F/D.	6/22/88	WW
—	B	CHANGED: NAMEPLATE ORIENTATION.	6/8/00	AW
—	C	ADDED: NOTE 5. CHANGED: PC 4 WAS 100304. REVISED: PC 11 LOCATION. AUTH: ECO 1022.	8/10/04	WW
ALL	D	ADDED: NOTE 6, ITEM 14, WIRING DIAGRAM. DELETED: WIRING SCHEMATIC. REVISED: DWG INTO CAD FORMAT. NOTE 4, ADDED TEST DATA. AUTH: MFR REQUIRMENTS.	11/13/07	WW
2A	E	REVISED: QTY OF ITEM 8 WAS 2. AUTH: MFR REQ.	11/11/09	AW



VIEW A-A

Parts List			
ITEM	QTY	PART NUMBER	DESCRIPTION
1	1	200132	BOX WELDMENT, BRASS, 2-1/2" RND
2	1	200125	COVER WELDMENT, BRASS, 2-1/2" RND
3	1	MS28775-231	"O" RING, GASKET, RUBBER
4	1	100572	NAMEPLATE, BRASS, ENGRAVED
5	1	9TB2	TERMINAL BOARD, 2T, 35A, 300V, A-A-59125/15
6	1	M8805-20	SWITCH, PUSH, MOMENTARY, SPDT, 120VAC, 15A
7	1	NH-3030	BOOT, PB SWITCH, MIL-DTL-5423/7
8	4	P105-7-1	INSULATION, CLEAR, PVC, .148"ID X 1/2" LG
9	1'	M81044-12-18-8	WIRE, 18 GAGE, GRAY, 600V
10	2	MS21004-4	LUG, UNINSL, REC, 22-18AWG, #6 STUD
11	5	X-RHM-BRS-832-500	SCREW, RHM, BRASS, 8-32 X 1/2"
12	2	X-FLW-BRS-8	WASHER, FLAT, BRASS, #8
13	1	X-ILW-PHB-8	WASHER, INT TOOTH, PHOS-BRZ, #8
14	2	101250-3	BARREL NUT, BRASS, 6-32

- NOTES:
- THIS DRAWING DEVELOPED FROM BUSHIPS DRAWING 1853053D.
 - RATINGS AND SPECIFICATIONS:
 - 120 VAC-15A, 120VDC-1A.
 - SWITCH ACTION-SPDT, (1)N.O. & (1)N.C.
 - DEGREE OF ENCLOSURE: WATERTIGHT PER MIL-STD-108.
 - MAGNETIC PERMEABILITY: LESS THAN 2.0 FERROUS MATERIALS: NONE.
 - WEIGHT: 1.8 LBS.
 - UNLESS OTHERWISE SPECIFIED, CABLE ENTRANCE DEVICES WILL BE PROVIDED AND INSTALLED BY THE INSTALLING ACTIVITY.
 - THIS EQUIPMENT TESTED UNDER EAST-WEST TECHNOLOGY CORP. TEST REPORT 33185-1, DATED 28 JAN 1994 AND COMSACO TEST REPORT SV-1056 HAS PASSED SHOCK AND VIBRATION TESTING WITH APPROVAL FROM SUPSHIP-GROTON LETTER N00024-89-C-2000 SER 272F/436 DATED 4 APR 1994.
 - VIBRATION PER MIL-STD-167 TYPE I. EXPLORATORY AND VARIABLE 4-25HZ, ENDURANCE AT 25HZ.
 - SHOCK PER MIL-S-901C: LIGHTWEIGHT HIGH IMPACT, GRADE A, CLASS I, TYPE A, BULKHEAD MOUNTED, BACK MTG PLANE, UNRESTRICTED ORIENTATION.
 - PART NUMBER SYM 789-D USES NAMEPLATE 100304.
 - SUFFICIENT SLACK TO BE PROVIDED IN INTERNAL WIRE TO PERMIT REMOVAL OF COVER ASSEMBLY FOR THE CONNECTION OF CUSTOMER WIRING.

UNLESS OTHERWISE SPECIFIED
DIMENSIONS ARE IN INCHES
TOLERANCES ARE:
FRACTIONS DECIMALS ANGLES
+/- 1/64 .XX .XXX .005

REDRAWN CHRIS WINDLEY ORIGINAL	9/21/2007	COMSACO, INC. NORFOLK, VA. 23502		
W WESTHOFF QA	12/15/1987			
MFG		SWITCH ASSEMBLY, PB, WT, BRASS, 120V, 15A, SYM 789		
APPROVED				
		SIZE C	CODE IDENT NO. 57626	DWG NO 404-789
		SCALE	SHEET 1	OF 1