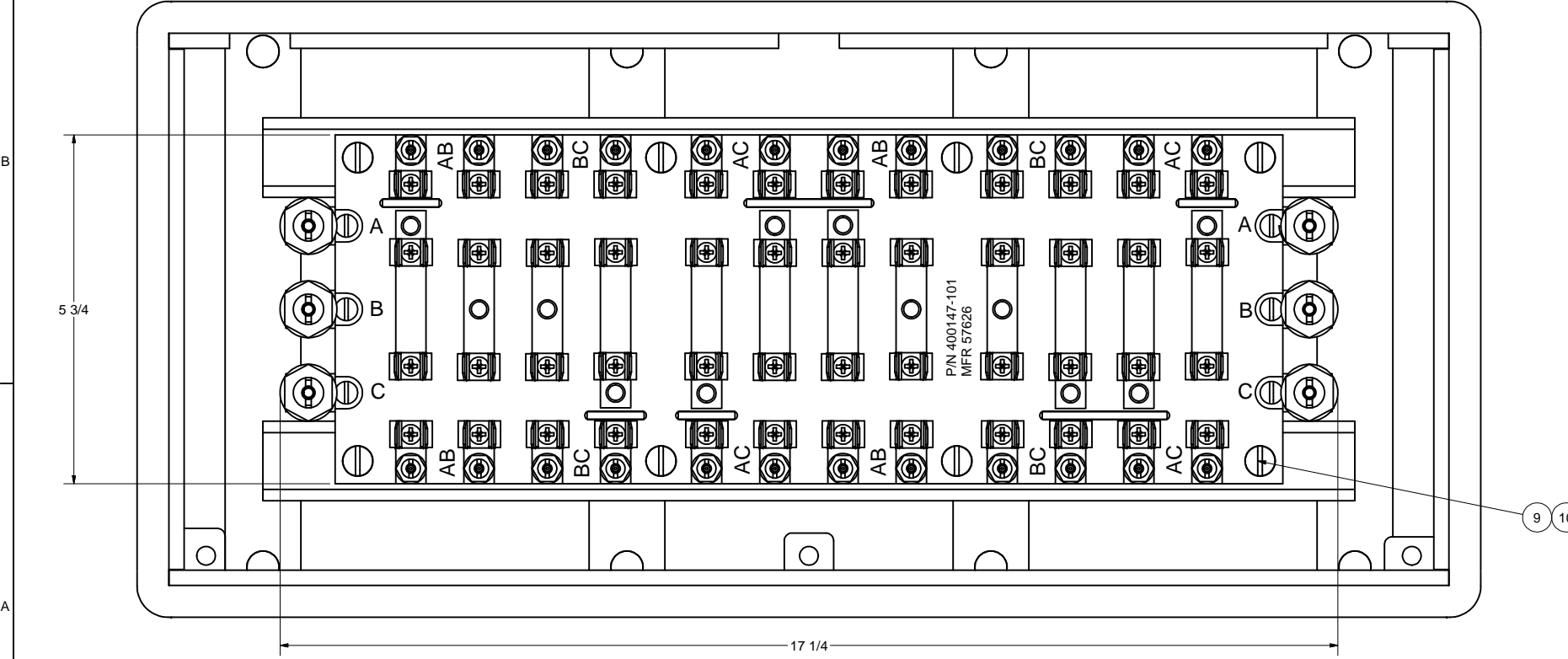
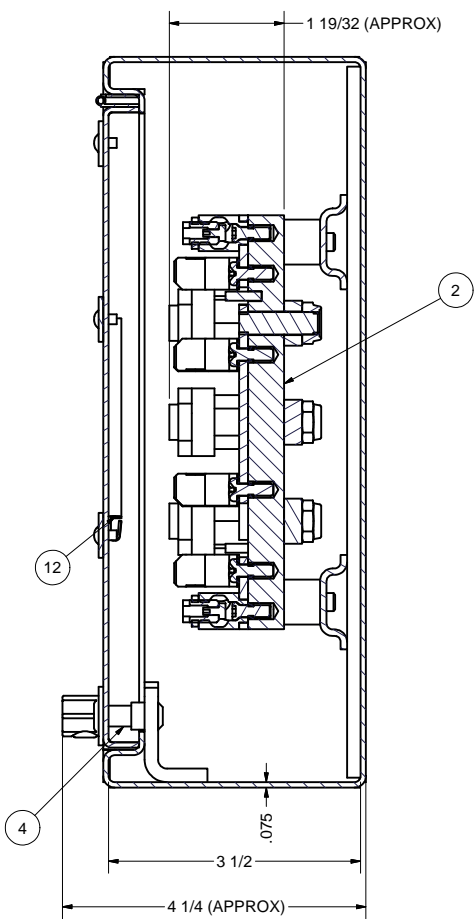


FRONT VIEW

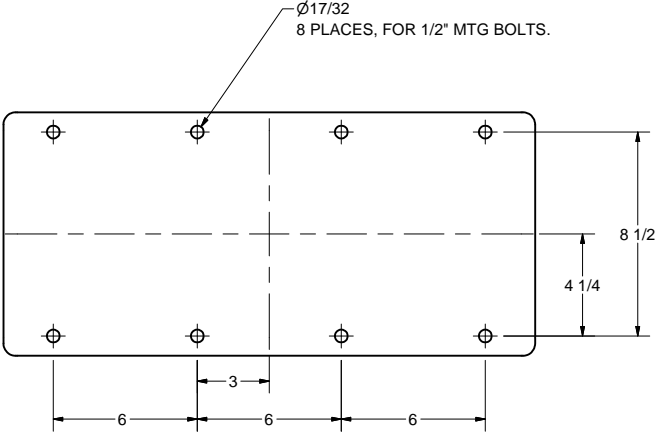


FRONT VIEW LESS COVER

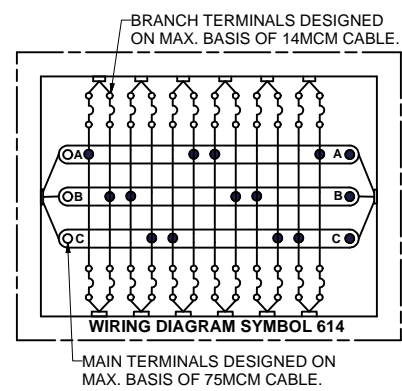


SECTION A-A

| REV | | REVISIONS | DATE | AUTH |
|----------|---|---|----------|------|
| ZONE | | DESCRIPTION | | |
| --- | A | REVISED: DWG INTO CAD FORMAT. | 6/23/03 | WW |
| 1B 1A | B | ADDED: NOTE 3. CHANGED: ASSEMBLY -103 TO SYM 614. DELETED: ASSEMBLIES -101 & -102. REVISED: PARTS LIST TO ALIGN WITH P/E. AUTH: MFR REQUIREMENTS. | 10/11/05 | WW |
| 1B | C | CHANGED: ITEM 8 WAS 6-32 SCREW. ECO: 1358. | 10/29/07 | AW |
| 1B 1A | D | ADDED: NOTE 4. CHANGED: PC 9 WAS 1" LONG, PC 8 WAS 8-32. AUTH: MFR REQUIREMENTS. | 5/12/08 | AW |



BACK VIEW



- NOTES:
- THIS DRAWING DEVELOPED FROM MIL-F-24646/1A.
 - RATINGS AND SPECIFICATIONS:
12 CIRCUIT, 125VAC, 3 PHASE LINE, 1 PHASE BRANCH, 0-30 AMP MAX.
FEEDER SIZE 75MCM, BRANCH CABLE SIZE 14MCM MAX.
FUSE TYP F07 AND F09 PER MIL-F-15160.
DEGREE OF ENCLOSURE: TE (TOTALLY ENCLOSED).
 - ACTUAL WEIGHT IS 29 LBS.
 - FINISH: LIGHT GRAY EQUIPMENT ENAMEL, FORMULA 111.

| Parts List | | | |
|------------|-----|--------------------|--|
| ITEM | QTY | PART NUMBER | DESCRIPTION |
| 1 | 1 | 200381 | ENCLOSURE ASSY, 10 X 22 X 3-1/2, STEEL |
| 2 | 1 | 400147-101 | SUB-ASSY, FUSE PANEL, GPO-N3 |
| 3 | 3 | 74031-57 | HANDLE, FUSE COVER, BRASS |
| 4 | 3 | 100608 | STUD, FUSE COVER, BRASS |
| 5 | 3 | 74031-33 | WASHER, FLAT, 11/32" ID, BRASS |
| 6 | 4 | 100470 | NAMEPLATE, BLANK, BRASS |
| 7 | 1 | 100260-614 | ID PLATE, ENGRAVED, BRASS |
| 8 | 18 | X-RHM-BRS-632-250 | SCREW, RHM, BRASS, 6-32 X 1/4" |
| 9 | 8 | X-RHM-SS-0420-750 | SCREW, RHM, CRES, 1/4-20 X 3/4" |
| 10 | 8 | X-ILW-CRES-250 | WASHER, INT TOOTH, CRES, 1/4" |
| 11 | 3 | X-RHM-BRS-1024-375 | SCREW, RHM, BRASS, 10-24 X 3/8" |
| 12 | 1 | WD-SYM 614 | WIRING DIAGRAM, LAMINATED PAPER |

| | | | |
|--------------------------|-----------|--|--------------|
| REDRAWN CHRIS WINDLEY | 6/17/2003 | COMSACO, INC. NORFOLK, VA. 23502 | |
| ORIGINAL W WESTHOFF | 4/13/2000 | | |
| QA | | FUSE PANEL, 12CKT, 3 PHASE, TE, SYM 614 | |
| MFG | | | |
| APPROVED | | SIZE CODE IDENT NO DWG NO D 57626 404-614 | |
| | | | |
| | | SCALE | SHEET 1 OF 1 |

UNLESS OTHERWISE SPECIFIED
DIMENSIONS ARE IN INCHES
TOLERANCES ARE:
FRACTIONS DECIMALS ANGLES
+/- 1/64 .XX .XXX .005

NEXT ASSY USED ON