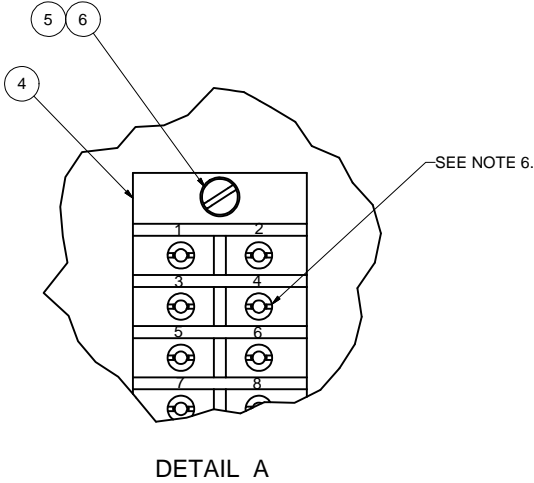
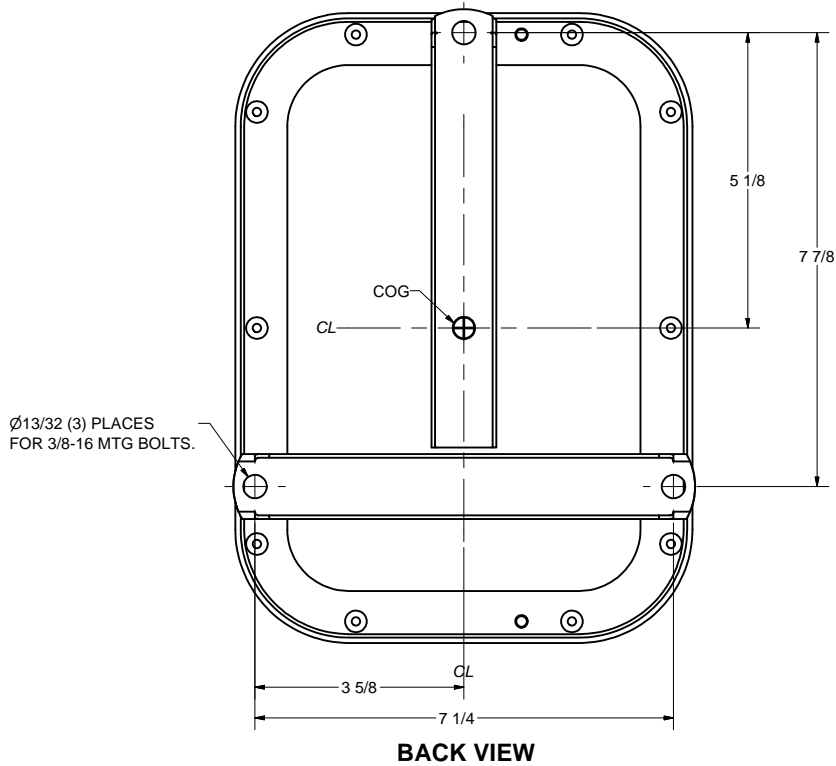
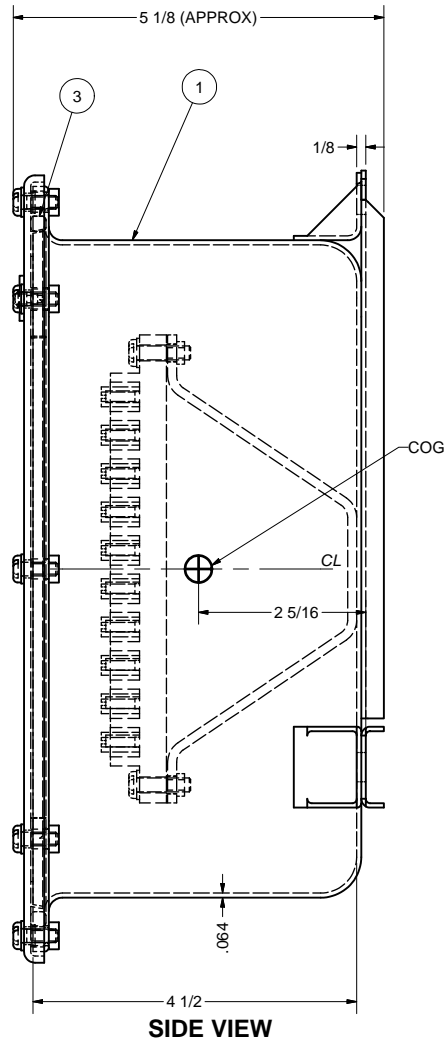
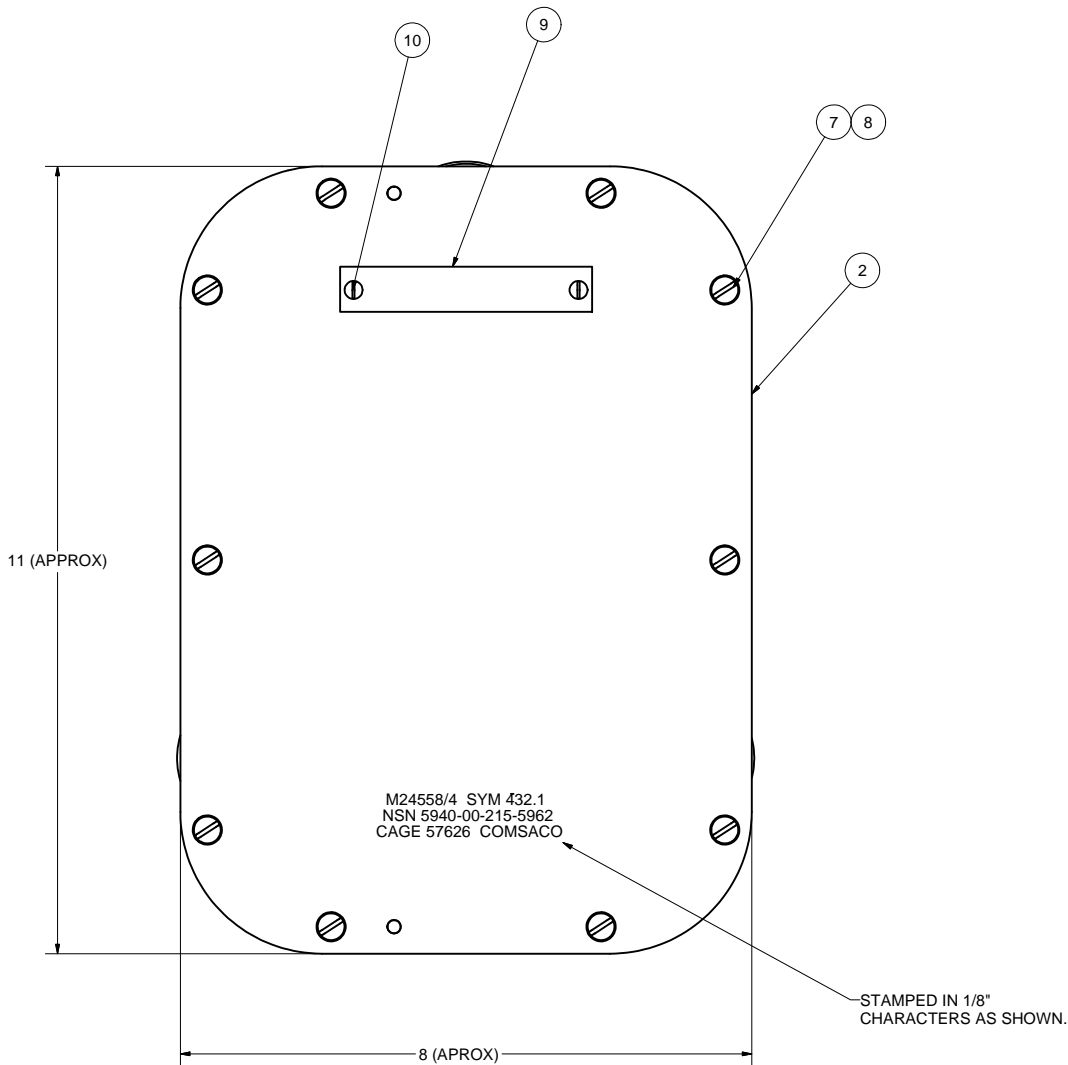
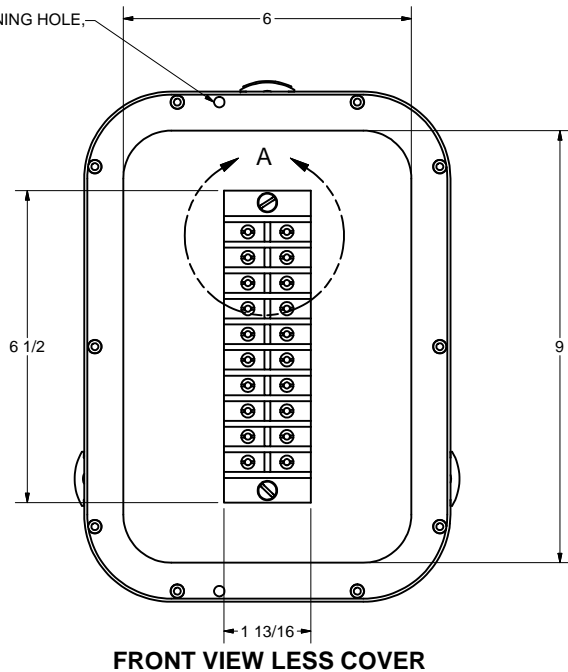


REVISIONS				
ZONE	REV	DESCRIPTION	DATE	AUTH
6C 1B 1B	A	ADDED: STAMPING. CHANGED: ITEM 2, WAS 200142-2. DELETED: ENGRAVED NAMEPLATE. ECO: 162.	8/25/87	WW
6C	B	REVISED STAMPING.	9/2/98	WW
ALL 1B 7A	C	REVISED: DWG INTO CAD FORMAT. PARTS LIST, NOTES. AUTH: DESIGN REQUIREMENTS.	8/11/05	WW
4C 7B 7A	D	ADDED: COG TO SIDE VIEW. REVISED: NOTE 1, WAS MIL-DTL-24558/4A. NOTE 2, MAX WEIGHT WAS 6.8 LBS. AUTH: MIL-DTL-24558/4A(1).	12/4/08	WW



- NOTES:
- THIS DRAWING DEVELOPED FROM MIL-DTL-24558/4A(1).
  - RATINGS AND SPECIFICATIONS:
    - 600 VOLTS, 40 AMPS MAXIMUM PER STUD OF TERMINAL BOARD.
    - 20 TERMINALS, 80 WIRES MAX.
    - DEGREE OF ENCLOSURE: SUBMERSIBLE TO 15 FEET (SBM-15) PER MIL-STD-108.
    - MAGNETIC PERMEABILITY: LESS THAN 2.0 FERROUS MATERIALS: NONE.
    - WEIGHT: 9 LBS MAX. (ACTUAL WEIGHT IS 8 LBS).
  - UNLESS OTHERWISE SPECIFIED, CABLE ENTRANCE DEVICES WILL BE PROVIDED AND INSTALLED BY THE INSTALLING ACTIVITY.
  - TERMINAL BOARD IS A MOLDED BARRIER STUD TYPE, CLASS 4TB PER A-A-59125/10, MAXIMUM LUGS PER STUD IS 4. BU-SHIPS TYPE L80. STUDS ARE 8-32.
  - THIS EQUIPMENT TESTED UNDER COMSACO TEST REPORT FA-1084 HAS PASSED FIRST ARTICLE TESTING DATED 22 NOV 2002, PER MIL-T-24558(SH) PARAGRAPH 4.4. TESTS INCLUDED:
    - VIBRATION PER MIL-STD-167 TYPE I, EXPLORATORY AND ENDURANCE UP TO 50HZ.
    - SHOCK PER MIL-S-901D: LIGHTWEIGHT HIGH IMPACT, GRADE A, CLASS I, TYPE A, BULKHEAD MOUNTED, BACK MTG PLANE, UNRESTRICTED ORIENTATION.
    - EFFECTIVENESS OF ENCLOSURE PER MIL-STD-108. (SBM-15FT)
  - BARREL NUTS FOR TERMINAL BOARDS TO BE PACKAGED SECURELY AND SHIPPED LOOSE INSIDE ENCLOSURE.
  - FINISH: INTERIOR ONLY WITH WHITE ENAMEL.



UNLESS OTHERWISE SPECIFIED  
DIMENSIONS ARE IN INCHES  
TOLERANCES ARE:  
FRACTIONS DECIMALS ANGLES  
+/- 1/64 .XX .XXX .005

Parts List			
ITEM	QTY	PART NUMBER	DESCRIPTION
1	1	200124	BOX WELDMENT, BRASS, 6 X 9 X 4-1/2
2	1	200142-432.1	COVER WELDMENT, BRASS, 6 X 9
3	1	MS28775-373	O-RING GASKET, RUBBER
4	1	4TB20	TERMINAL BOARD, A-A-59125/10
5	2	X-RHM-BRS-024-750	RHMS, BRASS, 10-24 X 3/4"
6	2	X-ELW-PHB-10	WASHER, PHOS-BRZ, EXT TOOTH, #10
7	10	X-RHM-BRS-024-500	RHMS, BRASS, 10-24 X 1/2"
8	10	X-FLW-BRS-10	WASHER, FLAT, BRASS, #10
9	1	100260-1	INFO PLATE, BRASS, BLANK
10	2	X-RHM-BRS-632-250	RHMS, BRASS, 6-32 X 1/4"

REDRAWN CHRIS WINDLEY ORIGINAL	8/10/2005	<b>COMSACO, INC.</b> NORFOLK, VA. 23502	
QA			
MFG			
APPROVED W WESTHOFF	10/15/1986		
TITLE <b>TERMINAL BOX ASSEMBLY, BRASS, SYM 432.1</b>		SIZE D 57626	REV D
DWG NO 404-432.1		SCALE	SHEET 1 OF 1

NEXT ASSY	USED ON