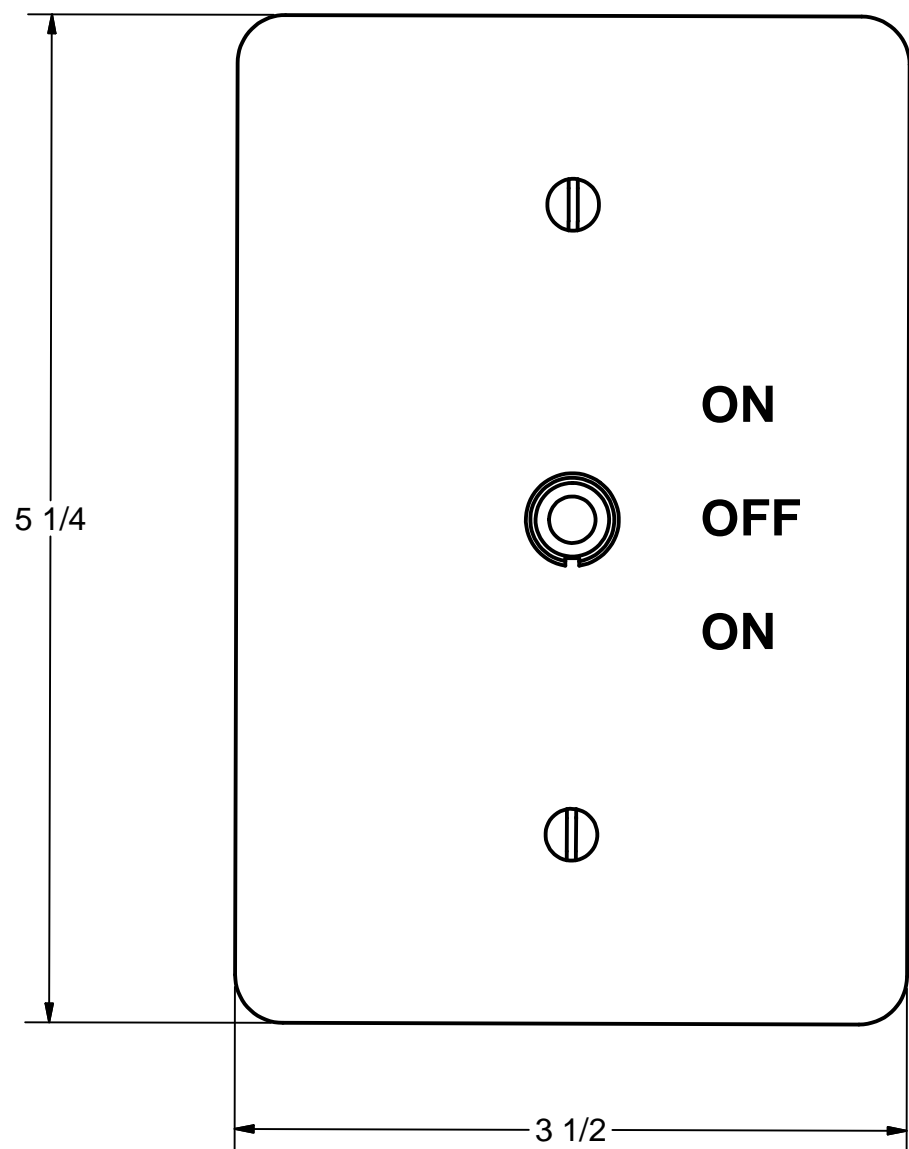
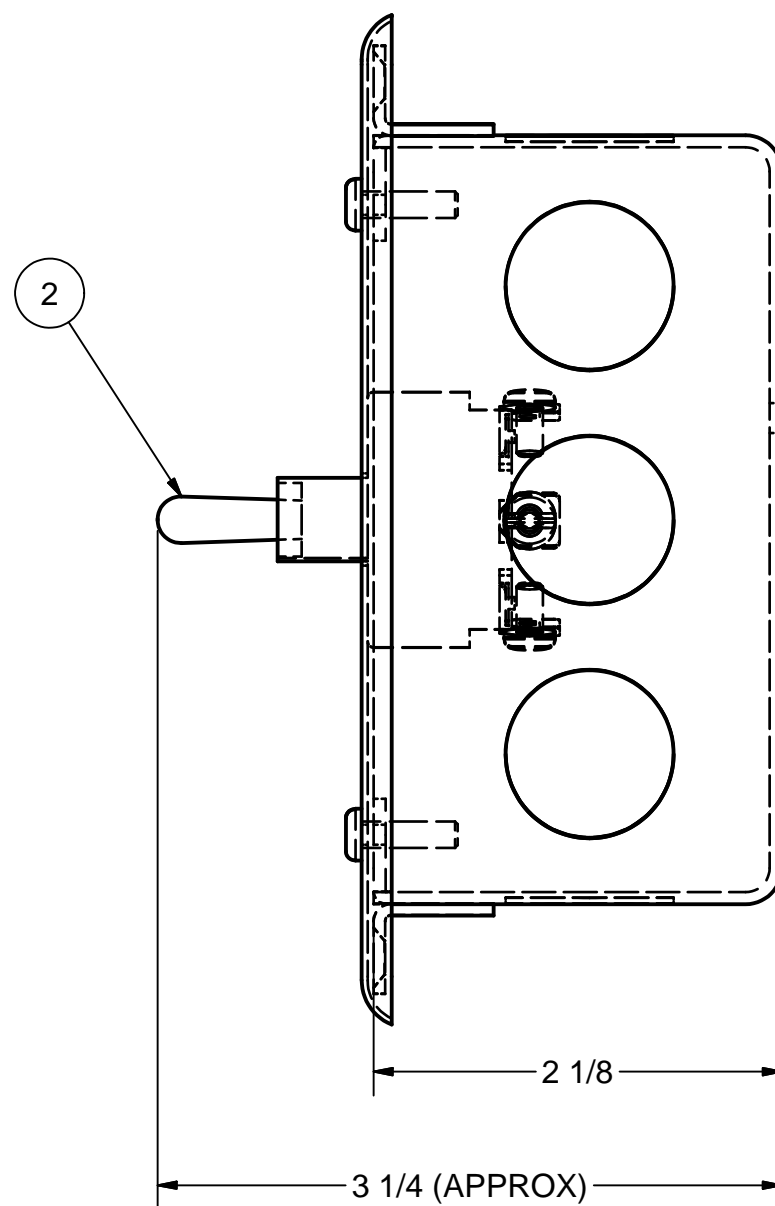


REVISIONS				
ZONE	REV	DESCRIPTION	DATE	AUTH

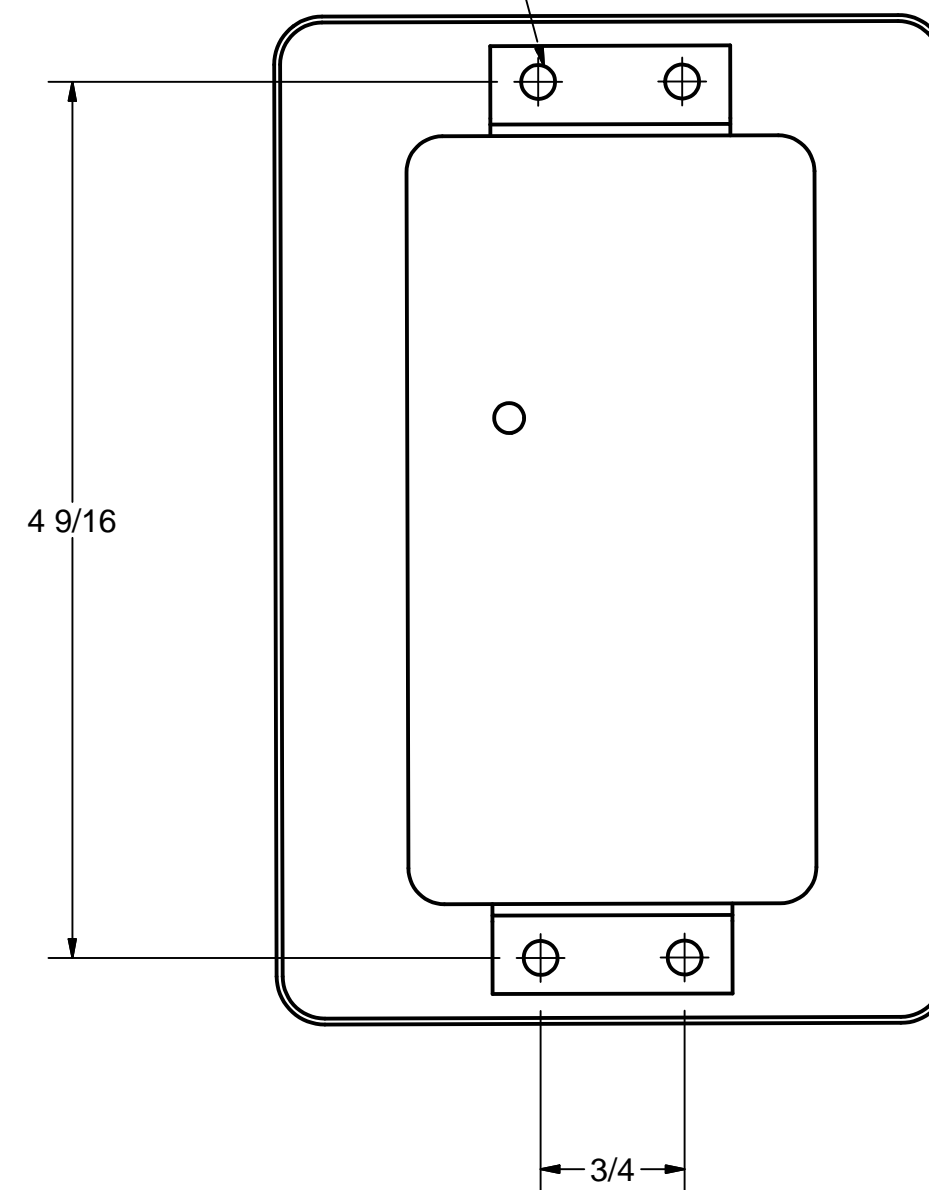
.177 THRU, CSK FOR 100' 8-32 FHMS,
FARSIDE, 4 PLACES.



FRONT VIEW



SIDE VIEW



BACK VIEW

- NOTES:
1. KNOCKOUTS SHALL BE TIGHT AND ABLE TO WITHSTAND THE 10# FORCE TEST OF UL514A PARAGRAPH 22.
 2. THIS DRAWING DEVELOPED FROM NAVSEA DWG 5184170A SEC. G SHT 6.
 3. THIS ASSEMBLY NORMALLY SUPPLIED KITTED TO CUSTOMER.
 4. TOTAL WEIGHT IS 1 LB.

Parts List			
ITEM	QTY	PART NUMBER	DESCRIPTION
1	1	200703	BOX WELDMNT, ZP-STL, 4 X 2-1/8 X 2-1/8
2	1	MS35059-21	SWITCH, TOGGLE, DPDT, 10A, 120V
3	1	300137-2	COVER, CRES, 5-1/4 X 3-1/2

DRAWN	CHRIS WINDLEY	3/4/2005
CHECKED	W WESTHOFF	3/7/2005
QA		
MFG		
APPROVED		

COMSACO, INC.
NORFOLK, VA. 23502

TITLE
**SW ASSY, TOGGLE, TE, STEEL,
DPDT, 10A, 120V, FLUSH MOUNT**

UNLESS OTHERWISE SPECIFIED
DIMENSIONS ARE IN INCHES
TOLERANCES ARE:
FRACTIONS DECIMALS ANGLES
+/- 1/64 .XX .XXX .005

NEXT ASSY	USED ON
-----------	---------

SIZE	CODE IDENT NO.	DWG NO	REV
C	57626	404-780.7-R	-
SCALE	SHEET 1 OF 1		