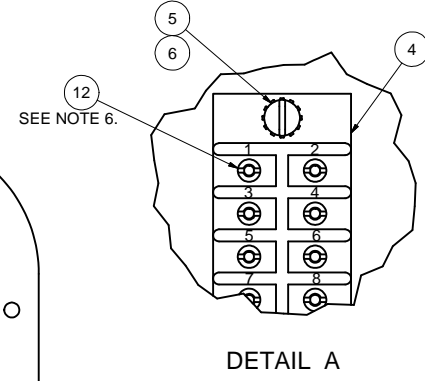
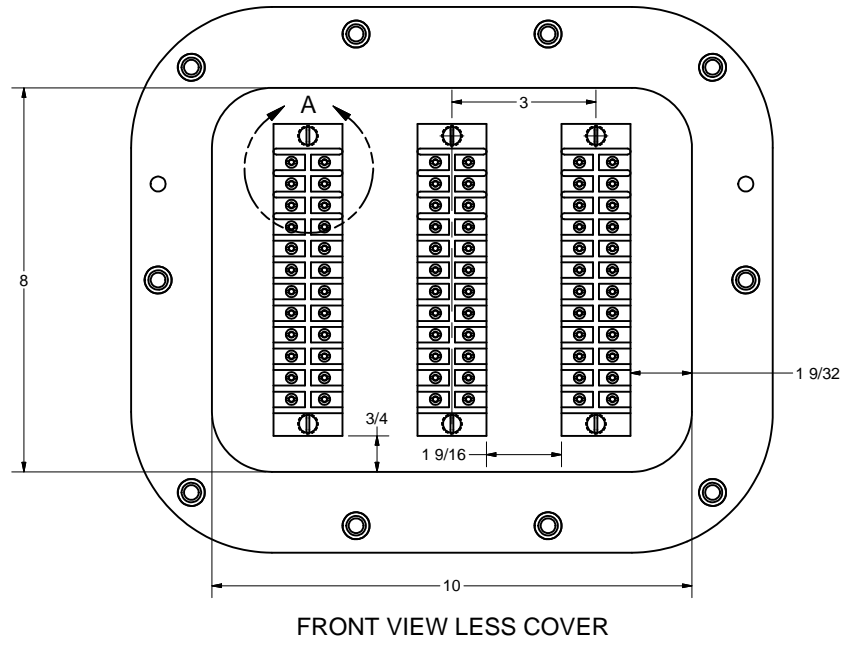
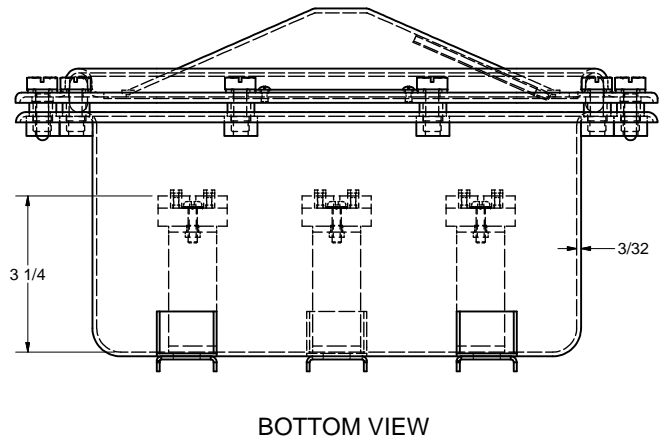
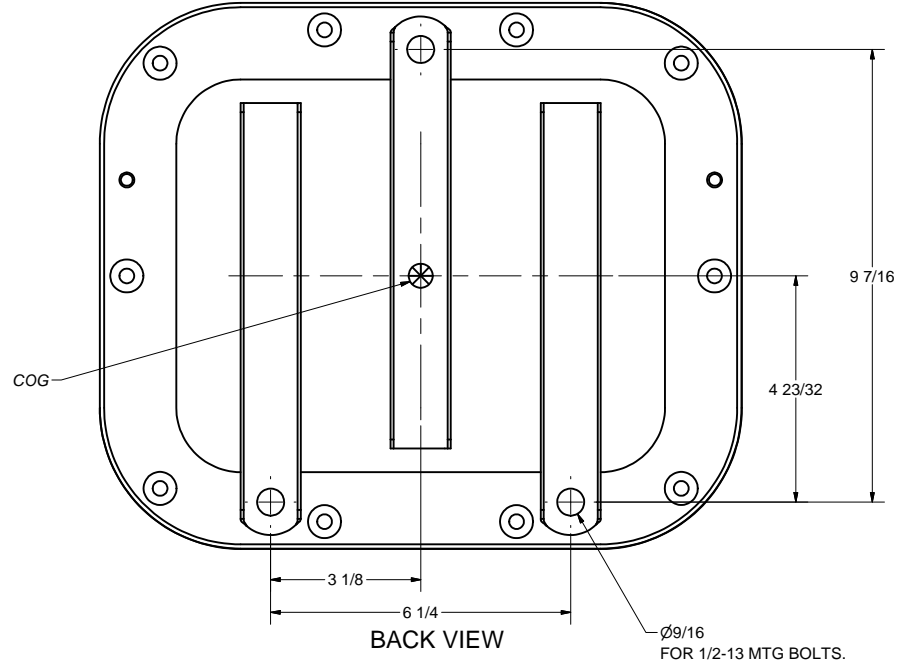
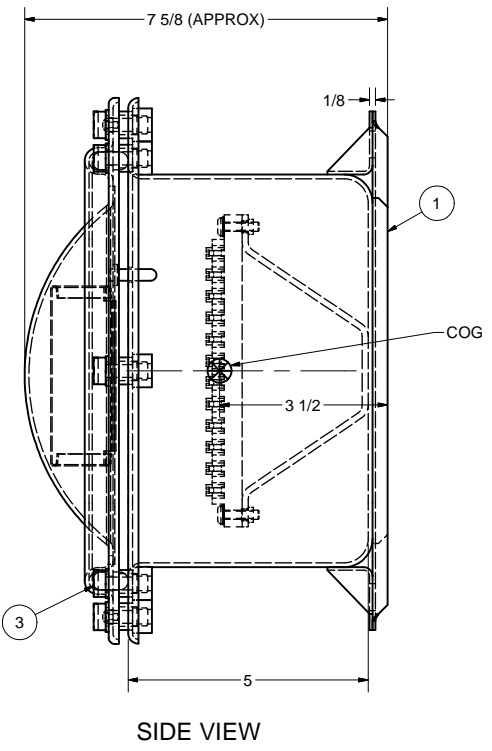
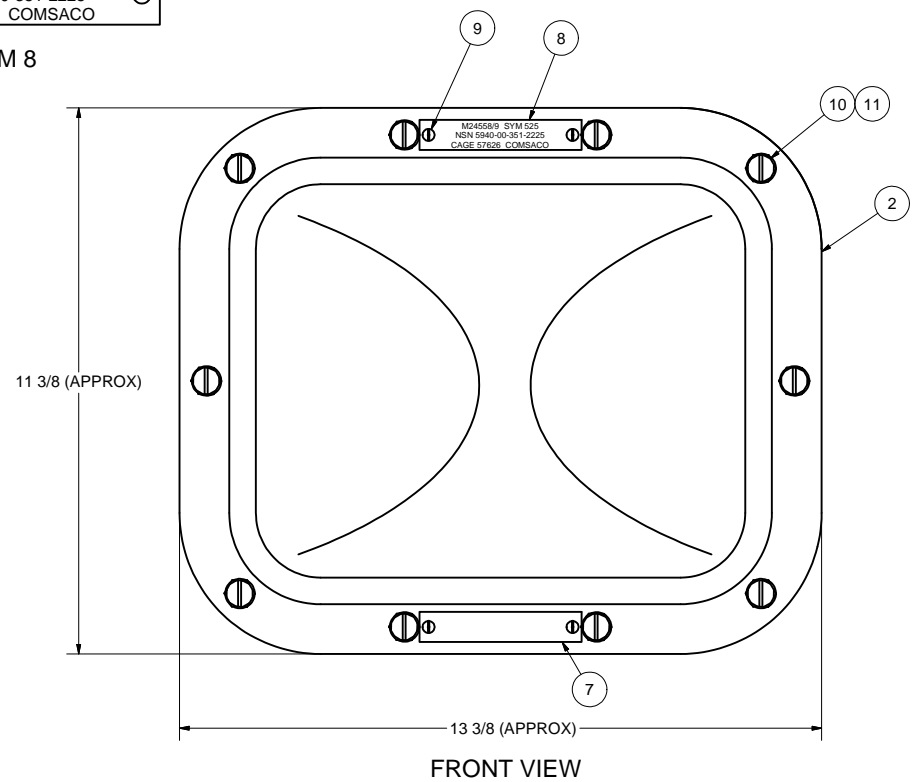


M24558/9 SYM 525
NSN 5940-00-351-2225
CAGE 57626 COMSACO

ZONE		REV	REVISIONS	DATE	AUTH
ALL	A		ADDED: SHOCK & VIBRATION APPROVAL. REVISED: DWG INTO CAD FORMAT. AUTH: DESIGN REQ.	3/15/12	WW

ITEM 8



- NOTES:
- THIS DRAWING DEVELOPED FROM MIL-T-24558/9B.
 - RATINGS AND SPECIFICATIONS:
 - A) 600 VOLTS, 30 AMPS MAXIMUM PER STUD OF TERMINAL BOARD.
 - B) 72 TERMINALS, 216 WIRES MAX.
 - C) DEGREE OF ENCLOSURE: SUBMERSIBLE TO 15 FEET (SBM-15) PER MIL-STD-108.
 - D) MAGNETIC PERMEABILITY: LESS THAN 2.0 FERROUS MATERIALS: NONE.
 - E) WEIGHT: 19 LBS MAX. (BRASS), 8 LBS MAX. (ALUMINUM).
 - UNLESS OTHERWISE SPECIFIED, CABLE ENTRANCE DEVICES WILL BE PROVIDED AND INSTALLED BY THE INSTALLING ACTIVITY.
 - TERMINAL BOARDS ARE MOLDED BARRIER STUD TYPE, CLASS 6TB PER A-A-59125/12, MAXIMUM LUGS PER STUD IS 3. BU-SHIPS TYPE L81. STUDS ARE 6-32.
 - THIS EQUIPMENT TESTED UNDER COMSACO TEST REPORT FA-1009 AND AERO NAV LABORATORIES REPORT 7-9795-8 HAS PASSED SHOCK AND VIBRATION TESTING DATED 04 SEP 1987. APPROVED BY SUPERVISOR OF SHIPBUILDING, CONVERSION AND REPAIR, USN, NEWPORT NEWS PER LETTER 9073/9330 SER CVN 72/73-272E/2146 DATED 05 OCT 1990.
 - A) VIBRATION PER MIL-STD-167 TYPE I. EXPLORATORY AND ENDURANCE UP TO 25HZ.
 - B) SHOCK PER MIL-S-901C: LIGHTWEIGHT HIGH IMPACT, GRADE A, CLASS I, TYPE A, BULKHEAD MOUNTED, BACK MTG PLANE, UNRESTRICTED ORIENTATION.
 - BARREL NUTS FOR TERMINAL BOARDS TO BE PACKAGED SECURELY AND SHIPPED LOOSE INSIDE ENCLOSURE.
 - FINISH: INTERIOR ONLY WITH WHITE ENAMEL.
 - ALUMINUM ASSEMBLY PROVIDED PER COMSACO PART NUMBER SYM 525MA.

ITEM	QTY	PART NUMBER	DESCRIPTION	SPEC	CAGE
1	1	200136	BOX WELDMENT, BRASS, 8X10X5	M24142/6-001	57626
2	1	200174-101	COVER WELDMENT, BRASS, 8X10 DOMED	M24142/6-001	57626
3	1	100146-1	GASKET, 8X10 COVER, MOLDED RUBBER	MIL-R-6855, CL 1	57626
4	3	6TB24	TERMINAL BOARD, 24T, 30A, 600V, DBL ROW	A-A-59125/12	57626
5	6	X-RHM-BRS-1024-750	SCREW, RHM, BRASS, 10-24 X 3/4"	FF-S-92	VARIOUS
6	6	X-ELW-PHB-10	WASHER, EXT TOOTH, PHOS-BRZ, #10	ASME-B18.22.1	VARIOUS
7	1	100305-1	INFO PLATE, BRASS, BLANK	MIL-E-24142	57626
8	1	100305-525	ID PLATE, BRASS, ENGRAVED	MIL-E-24142	57626
9	4	X-RHM-BRS-632-250	SCREW, RHM, BRASS, 6-32 X 1/4"	FF-S-92	VARIOUS
10	10	74031-5	BOLT, COVER, BRASS, 3/8-16 X 7/8"	MIL-E-24142	57626
11	10	AN960B616	WASHER, FLAT, BRASS, 3/8"	AN960	57626
12	72	101250-3	BARREL NUT, BRASS, 6-32	A-A-59125/12	57626

THIS DRAWING/DOCUMENT CONTAINS INFORMATION WHICH IS PROPRIETARY TO AND PROPERTY OF COMSACO, INC. IT IS DISTRIBUTED WITH THE UNDERSTANDING THAT IT WILL BE RETAINED IN CONFIDENCE AND WILL NEITHER BE DUPLICATED NOR COPIED IN WHOLE OR IN PART NOR USED FOR ANY PURPOSE OTHER THAN THAT FOR WHICH DISCLOSED WITHOUT EXPRESS WRITTEN PERMISSION FROM COMSACO, INC.

UNLESS OTHERWISE SPECIFIED DIMENSIONS ARE IN INCHES TOLERANCES ARE:
FRACTIONS .XX
DECIMALS .XXX .005
ANGLES +/- 1/64

REDAWN	CHRIS WINDLEY	3/14/2012
ORIGINAL ISSUE		
QA		
MFG		
APPROVED	W WESTHOFF	12/4/1988

COMSACO, INC.
NORFOLK, VA. 23502

TERMINAL BOX ASSY, BRASS, 72T, SBM-15, SYM 525

SIZE: D 57626
CODE IDENT NO: 404-525
DWG NO: 404-525
REV: A

SCALE: SHEET 1 OF 1

NEXT ASSY	USED ON
-----------	---------