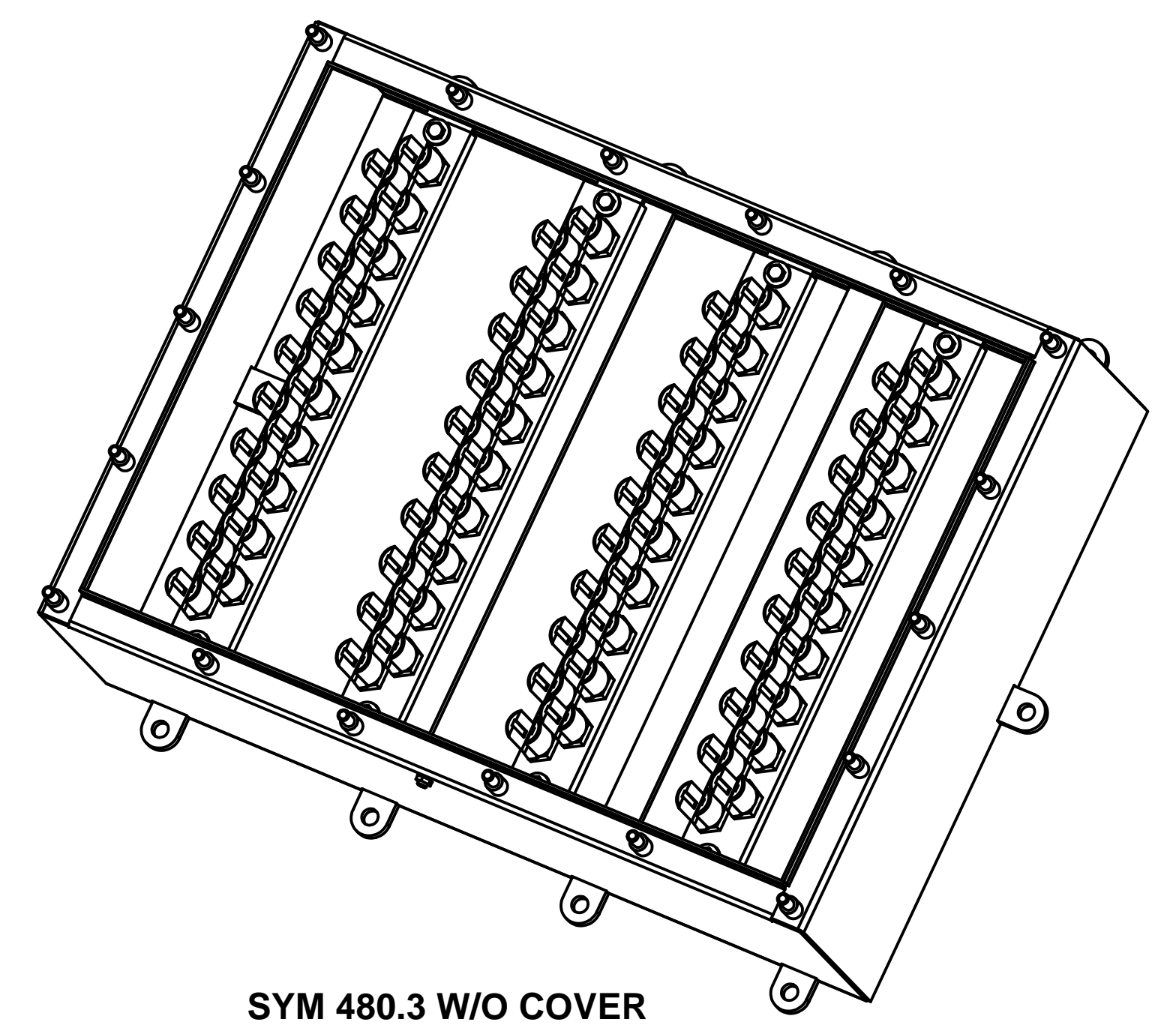
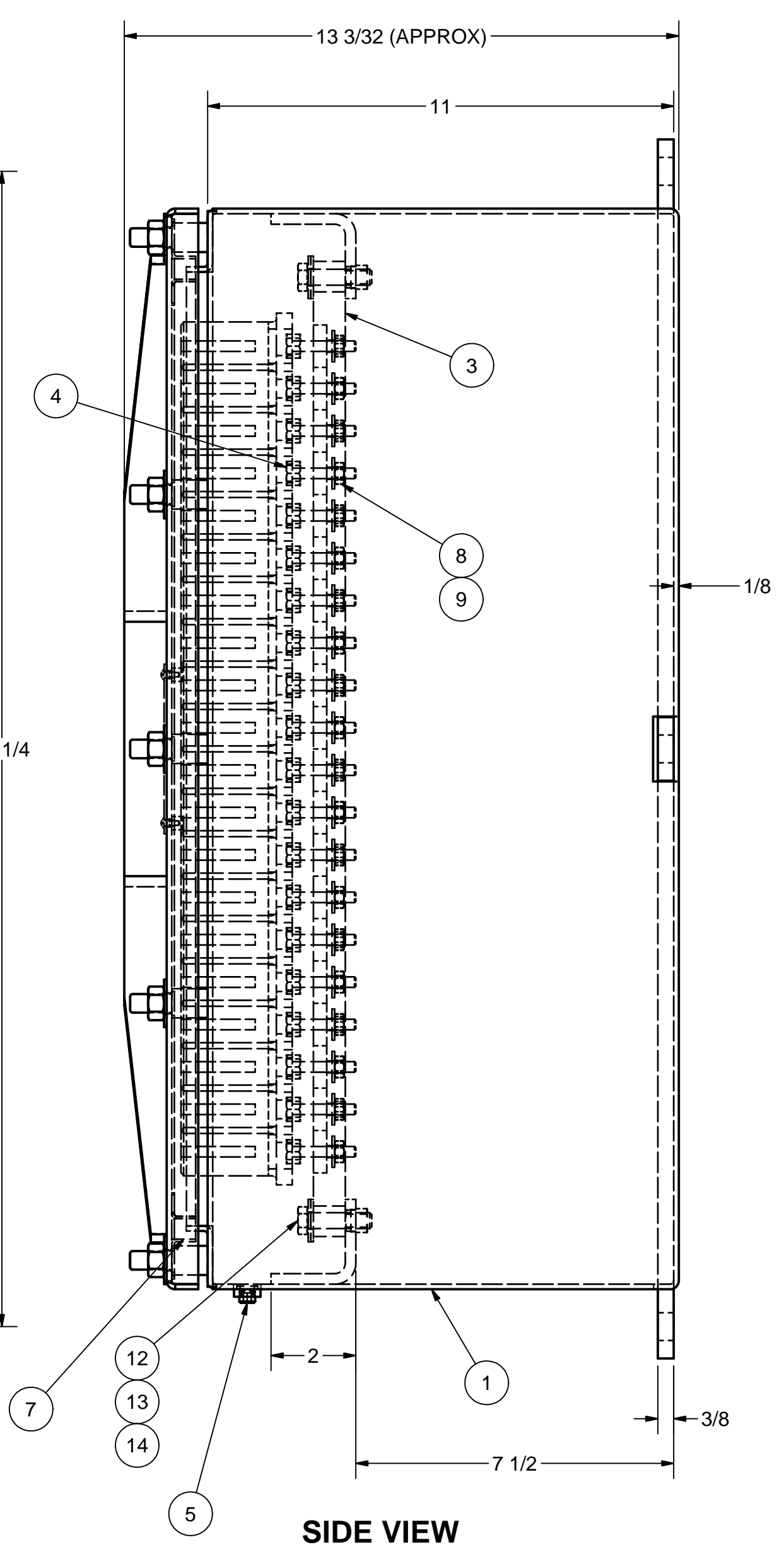
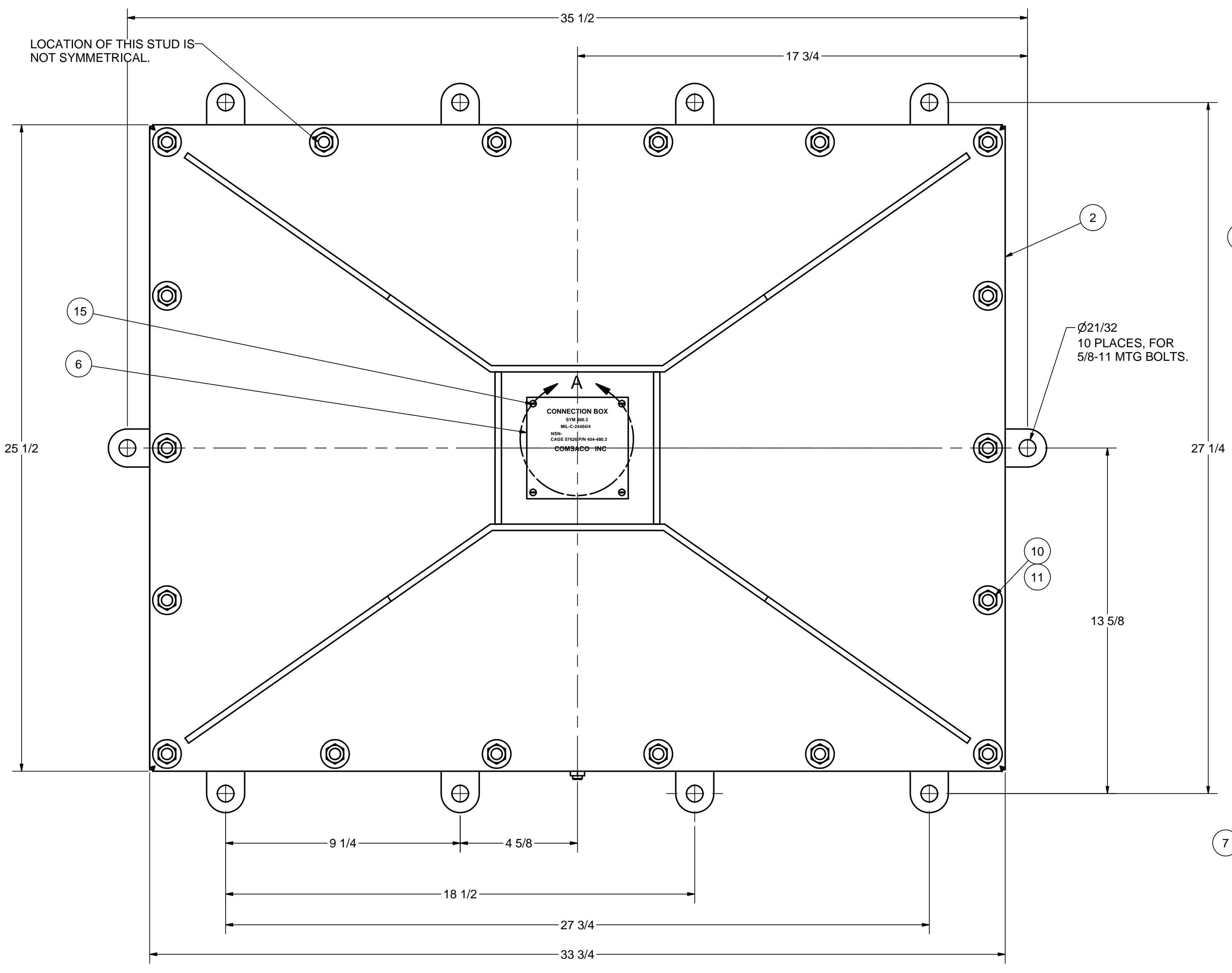


ZONE REV		REVISIONS		DATE	AUTH
		DESCRIPTION			

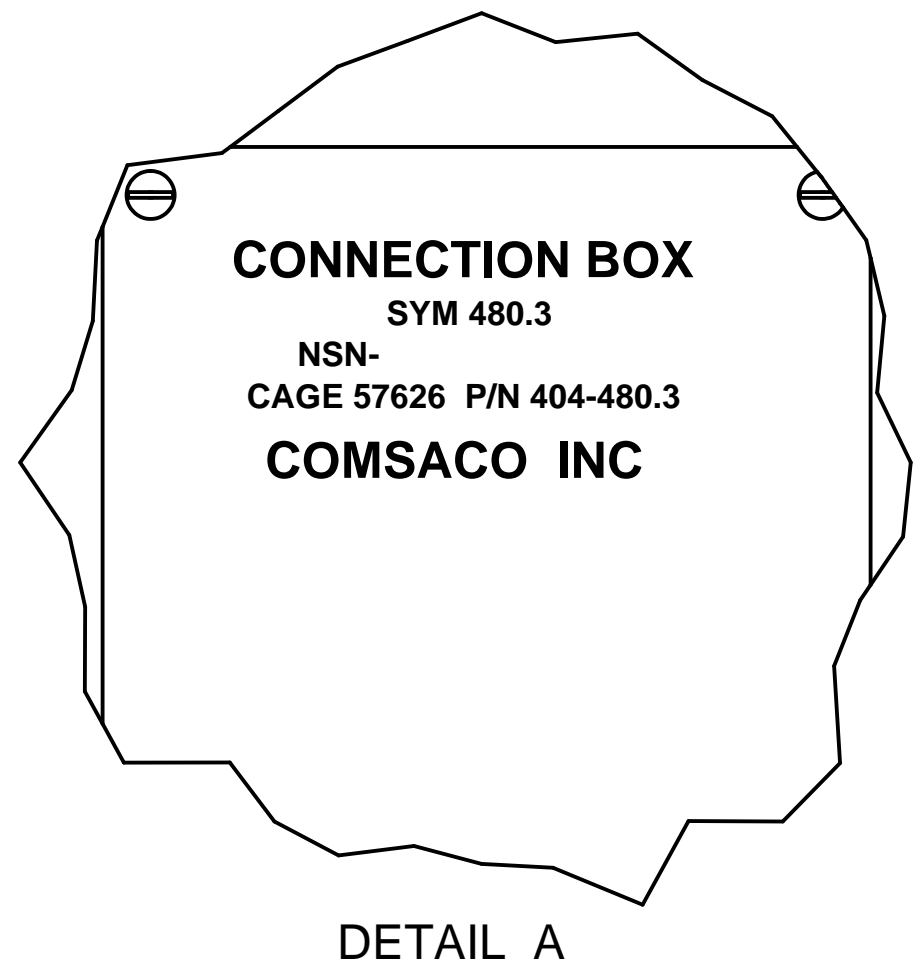


Parts List				
ITEM	QTY	PART NUMBER	DESCRIPTION	
1	1	200293	BOX WELDMENT, 11GA STEEL	
2	1	200226	COVER WELMENT, 11GA STEEL	
3	4	100256-1	TERMINAL STRIP, 3/4" THICK GME	
4	80	DGM-1L	TERMINAL, BRONZE OR BRASS	
5	1	73142-30	PLUG, PIPE, BRASS, 1/8" IPS, 3/16" HEX	
6	1	100244-10	ID PLATE, BRASS	
7	10	Z-R-SQR-0500-R900	RUBBER STRIP, 1/2" X 1/2", PER MIL-R-900	
8	80	X-ELW-CRES-250	WASHER, EXT TOOTH, CRES, 1/4"	
9	80	X-NUT-CRES-0420	HEX NUT, CRES, 1/4-20	
10	18	X-NUT-CRES-716-14	HEX NUT, CRES, 7/16-14	
11	18	X-FLW-CRES-716	WASHER, FLAT, CRES, 7/16"	
12	8	X-BLT-SS-816-1.50	BOLT, HEX HEAD, CRES, 3/8-16 X 1-1/2"	
13	8	X-ELW-CRES-375	WASHER, EXT TOOTH, CRES, 3/8"	
14	8	X-FLW-CRES-375	WASHER, FLAT, CRES, 3/8"	
15	4	X-RHM-BRS-632-250	SCREW, RHMS, BRASS, 6-32 X 1/4"	

FRONT VIEW

SIDE VIEW

SYM 480.3 W/O COVER



DETAIL A

- NOTES:**
- TOTAL WEIGHT IS 170 LBS (EST).
 - ELECTRICAL RATING IS 250V, FOR 80 TERMINALS FOR A MAXIMUM OF 160 CABLES 6,500 TO 13,090 CM. (12-10 AWG)
 - UNLESS OTHERWISE SPECIFIED CABLE ENTRANCE DEVICES WILL BE PROVIDED BY THE INSTALLING ACTIVITY.
 - TESTS:
 - A) VIBRATION PER MIL-STD-167 TYPE I, EXPLORATORY, VARIABLE AND ENDURANCE UP TO 25HZ.
 - B) SHOCK PER MIL-S-901D: MEDIUM WEIGHT, HIGH IMPACT, GRADE A.
 - C) EFFECTIVENESS OF ENCLOSURE PER MIL-STD-108. (SBM-15FT).
 - FINISH AS FOLLOWS:
 - A) PRIME WITH ZINC-MOLYBDATE PER TT-P-645.
 - B) PAINT EXTERIOR WITH LIGHT GRAY ENAMEL.
 - C) PAINT INTERIOR WITH WHITE ENAMEL.
 - THIS DRAWING DEVELOPED FROM MIL-C-24404/4.

UNLESS OTHERWISE SPECIFIED
DIMENSIONS ARE IN INCHES
TOLERANCES ARE:
FRACTIONS DECIMALS ANGLES
+/- 1/64 .XX .XXX .005

NEXT ASSY	USED ON
-----------	---------

DRAWN CHRIS WINDLEY 3/29/2005	CHECKED W WESTHOFF 4/14/2005	QA	MFG	APPROVED	COMSACO, INC. NORFOLK, VA. 23502 DEGAUSSING CONNECTION BOX, SYM 480.3
SIZE D	CODE IDENT NO. 57626	DWG NO. 404-480.3	REV -	SCALE	